

FIRE SAFETY INSPECTION REPORT

Amir Shirts Ltd (23.301720, 91.290824)

ACCORD ID: 12586

Sufua, Kalikapur Union, Chauddagam, Comilla, Bangladesh

Other Factories: None



Inspected By: Nasif Javed Tofa

Date: 30th October, 2016

Fire Safety Inspection Report

Factory Name: Amir Shirts Ltd

Introduction:

Amir Shirts Ltd was surveyed for fire safety on 30th October, 2016 by The Accord Inspection Team. The purpose of the survey was to identify significant fire safety issues and to provide recommendations for remediation based on applicable standards specified by the Accord. The scope of this initial fire safety inspection was limited to the review and identification of major fire safety issues. The inspection did not include identification of minor deficiencies, which will be further addressed as part of follow-up inspections.

Limitations

The information in this fire safety inspection report was obtained during a visit to the facility and during interviews with local factory management. It has not been possible to provide independent verification for all the information and data collected, and, therefore, The Accord cannot accept general responsibility for omissions or errors arising from inaccuracies in this report from the information obtained.

The findings and recommendations in this report are not intended to imply, guarantee, ensure or warrant compliance with any government regulations. Additionally, the results do not imply in any way that compliance with the findings or recommendations as stated in this report will eliminate all hazards, risks or exposures or that hazards, risks or exposures not referred to in this report do not exist. Compliance with the findings and recommendations stated in this report does not relieve the factory owner from obligation to comply with specific project requirements, industry standards, or the provisions of any local government regulations.



General Factory Information

- Factory Building Name(s):**
1. 4 storey RCC building (Unit-1)
 2. 3 Storey Steel shed building (Unit-2)
 3. 3 storey office building
 4. 2 storey Utility building.

Factory Address: Sufua, Kalikapur Union, Chauddagam, Comilla, Bangladesh

Points of contact:

1. Engr. Md. Sohel Rana
Vice President (Corporate Development)
Amir Shirts Ltd
Contact No: 01913-286310
Email: rana@aplusbd.com
www.aplusbd.com

2. Md. Mozibur Rahman Mazumder
V.P (Project In-charge)
Amir Shirts Ltd
Contact No: 01816-039890
Email: mozib@aplusbd.com




Findings & Recommendations :


Table 1 & 2 summarizes the major fire safety issues identified during the inspection. Recommendations have been provided to address each issue. An implementation schedule shall be developed by the factory to remediate each of the findings. The specific timing of improvements, including any requested extensions due to design / installation constraints, shall be submitted to the Accord for approval.




Table-1: Unit-1, Production Building

SI No.	Category	Findings	Required Action	Remediation Time Frame	Pictorial Evidence
1	Fire Rated Construction	<p>Unit-1: The exit stairs are not separated on each floor by fire-rated construction. In ground floor stairs are discharging without proper separation.</p>	<p>Provide minimum 1.5-hr fire rated doors and seal all unprotected openings to separate the exit stairs from work areas and other building spaces on all floor levels. Ensure that the fire rated doors are self-closing and positive latching and that they are provided with fire exit (panic) hardware where serving production floors.</p> <p>If fire rated doors are required to be held open for functional reasons, provide automatic closing devices tied to the fire alarm system.</p>	Within 3 months	




SI No.	Category	Findings	Required Action	Remediation Time Frame	Pictorial Evidence
2	Fire Rated Construction	Unit-1: Areas used for in-process storage of combustible materials are open to the surrounding occupancy. Location: Ground floor	<p>Provide defined storage areas and limit the storage arrangement as follows:-</p> <ol style="list-style-type: none"> 1. General Condition: Maximum height of 2.4m and maximum area of 23m². Separate areas of unenclosed combustible storage by a minimum clear distance of 3m. 2. If sprinkler protected: maximum height of 3.66m and maximum area of 93m². Separate areas of unenclosed combustible storage by a minimum clear distance of 3m. or 3. Enclose the storage area from the surrounding occupancy with a minimum 1 hour construction. 	Within 3 months	




SI No.	Category	Findings	Required Action	Remediation Time Frame	Pictorial Evidence
3	Unsealed Stair Penetrations	Unit-1: Unsealed penetrations and openings are located in the exit stair enclosures	Seal all penetrations and openings in exit stair enclosure walls to maintain the fire separations.	Within 3 months	




SI No.	Category	Findings	Required Action	Remediation Time Frame	Pictorial Evidence
4	Unsealed/non rated Elevator Shaft	Unit-1: The elevator [on all the floors] discharges inside the production floor. [Unsealed penetrations & openings]	Provide a minimum 2-hr fire rated construction to separate the elevator shaft from each floor level. Seal all penetrations and openings in floors/ceiling assemblies to maintain the fire separation.	Within 3 months	




SI No.	Category	Findings	Required Action	Remediation Time Frame	Pictorial Evidence
5	No Handrails	Handrails are not provided on both sides of each exit stairs on all floors. Having handrails on one side of said staircase, may pose as a falling hazard during evacuation. Location: For both unit-1 and unit-2.	Provide handrails on both sides of the exit stair. New handrails shall have a minimum height of 865 mm (34 in.) and a maximum height of 965 mm (38 in.) as measured from the leading edge of the tread. Intermediate handrails shall be provided when the stair width exceeds 2.2 m (87 in.	Within 3 months	





SI No.	Category	Findings	Required Action	Remediation Time Frame	Pictorial Evidence
6	Discharge path	Unit-1: Uneven walking surface and tripping hazards were found on the exit discharge path of stair-3 and 4	Make a road / egress path for smooth discharge of occupants. Means of egress shall be maintained continuously free and clear of all obstructions.	Within 3 months	




SI No.	Category	Findings	Required Action	Remediation Time Frame	Pictorial Evidence
7	Service Room Separation	Utility Building: Generator and transformer room is not separated by fire rated construction (openings, non-rated doors, penetrations).	Separate the generator and transformer room by a minimum 2-hr fire rated construction. Seal and/or protected all openings to maintain fire separations.	Within 3 months	



SI No.	Category	Findings	Required Action	Remediation Time Frame	Pictorial Evidence
8	Misplaced Exit Sign	Unit-1: Exit sign not provided at exit. Location: Unit-1 building.	Provide exit signs above all exits to the exterior and all doors to the exit stair.	Within 1 month	 




SI No.	Category	Findings	Required Action	Remediation Time Frame	Pictorial Evidence
9	Antiquated Fire Detection System	Unit-1: The fire detection system is antiquated, not a listed system, and does not provide alarm and notification features consistent with acceptable standards.	Replace the fire detection system with a new, listed addressable fire detection system in accordance with NFPA 72. Submit the design to ACCORD for review.	Design within 3 months, Install within 9 months	



SI No.	Category	Findings	Required Action	Remediation Time Frame	Pictorial Evidence
10	Fire Detection ITM	Inspection, testing, and maintenance for the fire detection system is not in accordance with NFPA 72.	Inspect, test and maintain the fire detection system, and keep written records on-site, in accordance with NFPA 72.	Within 3 months	




SI No.	Category	Findings	Required Action	Remediation Time Frame	Pictorial Evidence
11	Standpipe System	Unit-1: The existing building has an occupied floor greater than 10 meter (33 feet) and is not provided with standpipe protection. For unit-1 production building	Install a new class III standpipe system & fire department connection in accordance with NFPA 14. A class I system shall be permitted in buildings protected throughout by an automatic sprinkler system.	Design within 3 months, Install within 6 months	



SI No.	Category	Findings	Required Action	Remediation Time Frame	Pictorial Evidence
12	Standpipe ITM	Inspection, testing and maintenance of the standpipe system is not in accordance with NFPA 14.	Inspect, test and maintain the standpipe system and keep written records on-site, in accordance with NFPA 14 and ACCORD standards.	Within 3 months	





SI No.	Category	Findings	Required Action	Remediation Time Frame	Pictorial Evidence
13	Inadequate Lighting	Unit-1: Based on the number and location of emergency lights observed, adequate illumination levels are not anticipated along egress routes.	Test the emergency lighting system on each floor and provide additional emergency fixtures to provide adequate illumination along the means of egress. Provide a minimum illumination of 10 lux at the floor level within exit stairs and exit discharge paths and minimum 2.5 lux along exit access aisles.	Within 3 months	




SI No.	Category	Findings	Required Action	Remediation Time Frame	Pictorial Evidence
14	Emergency Lighting ITM	Inspection, testing, and maintenance for the emergency lighting system was not in accordance with The ACCORD standard.	Inspect, test and maintain the emergency lighting system in the accordance with The ACCORD standard. Keep written records on-site.	Within 3 months	



SI No.	Category	Findings	Required Action	Remediation Time Frame	Pictorial Evidence
15	Door Swing Direction	Office Building: Exit stair door/egress door serving 50 or more occupants does not swing in the direction of egress travel. Location: Dining area at office building.	Modify the egress door to swing in the direction of egress travel.	Within 1 month	 




SI No.	Category	Findings	Required Action	Remediation Time Frame	Pictorial Evidence
16	Lockage Egress Doors	Office Building: Egress doors/gates with locking features not complying with NFPA101 are provided at [building exits, exit stairs, along egress routes, exit discharge]	Remove locking features from all egress doors/gates. If locks are required for security reasons, utilize specialized door locking features complying with NFPA101.	Immediate	




SI No.	Category	Findings	Required Action	Remediation Time Frame	Pictorial Evidence
--------	----------	----------	-----------------	------------------------	--------------------


Table-2: Unit-2, Production building

SI No.	Category	Findings	Required Action	Remediation Time Frame	Pictorial Evidence
17	Fire Rated Construction	Unit-2: The exit stairs are not separated on each floor by fire-rated construction. In ground floor stairs are discharging without proper separation.	<p>Stair shall be enclosed with a minimum 2-hr fire-rated construction. Seal all unprotected openings and provide minimum 1.5-hr fire rated doors to separate the exit stairs from work areas and other building spaces on all floor levels. Ensure that the fire doors are self-closing, positive latching and that they are provided with fire exit (panic) hardware where serving production floors.</p> <p>If fire doors are required to be held open for functional reasons, provide automatic-closing devices tied to the fire alarm system.</p>	Within 3 months	




SI No.	Category	Findings	Required Action	Remediation Time Frame	Pictorial Evidence
18	Service Room Separation	Unit-2: Compressor is not separated by fire rated construction (openings, non-rated doors, penetrations)	Separate the compressor by a minimum 2-hr fire rated construction. Seal and/or protected all openings to maintain fire separations.	Within 3 months	




SI No.	Category	Findings	Required Action	Remediation Time Frame	Pictorial Evidence
19	Storage in Egress Path	Unit-2: Storage was located in the egress path.	Keep egress path and stair clear of storage.	Immediate	 <p>The top photograph shows an indoor egress path area with a blue barrel, a red bucket rack containing four red buckets, a yellow mop bucket, and a wooden chair. Blue arrows on the floor indicate the direction of the egress path. A sign on the wall reads 'AGAINST WOMEN'. The bottom photograph shows an outdoor egress path area with a blue barrel, a red bucket rack, a white bucket, and a red metal structure. A sign on the wall is partially visible.</p>

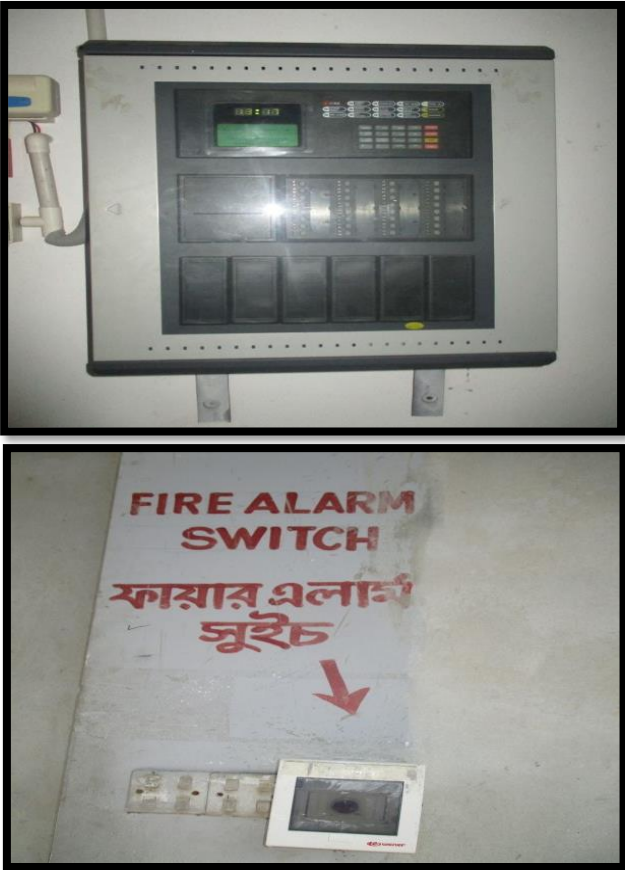


SI No.	Category	Findings	Required Action	Remediation Time Frame	Pictorial Evidence
20	Storage in Exit Stair	Unit-2: Storage was located under exit stair.	Remove storage from the exit stairs and egress path	Immediate	





SI No.	Category	Findings	Required Action	Remediation Time Frame	Pictorial Evidence
21	Non-Working Exit Signs	Unit-2: Exit signage not illuminated (burned out, broken, etc.). Location: Unit-2 building.	Regularly inspect all exit signage and replace/install lights as needed to illuminate signs	Within 1 month	



SI No.	Category	Findings	Required Action	Remediation Time Frame	Pictorial Evidence
22	As Built Fire Detection System	Unit-2: Fire detection system installation requires detailed review to confirm compliance with NFPA 72 and ACCORD standards	Submit as-built drawings, testing records, equipment certification and other relevant documentation to the ACCORD for review and approval	Design within 1 month; Modification within 6 months	



SI No.	Category	Findings	Required Action	Remediation Time Frame	Pictorial Evidence
23	Inadequate Lighting	Unit-2: Based on the number and location of emergency lights observed, adequate illumination levels are not anticipated along egress routes.	Test the emergency lighting system on each floor and provide additional emergency fixtures to provide adequate illumination along the means of egress. Provide a minimum illumination of 10 lux at the floor level within exit stairs and exit discharge paths and minimum 2.5 lux along exit access aisles.	Within 3 months	
24	FACP location	Unit-2: Fire alarm control panel is located in an unsafe location. Location: Ground floor, unit-2	Relocate the FACP to a safe place from where it can be easily monitored with an easy and safe access.	Within 1 month	



SI No.	Category	Findings	Required Action	Remediation Time Frame	Pictorial Evidence
25	Stair Sign, Occupant Load sign, Evacuation map	Building did not have stair designation signs ,floor designation, occupant load signs and evacuation maps at the required locations. Location: Both unit-1 and 2.	Provide stair designation signs ,floor designation, occupant load signs and evacuation maps at the required locations.	Immediate	ADD PHOTO
26	Fire Extinguishers ITM	Inspection, testing and maintenance of portable fire extinguishers is not in accordance with NFPA 10.	Inspect, test and maintain the portable fire extinguishers and keep written records onsite, in accordance with NFPA 10 and ACCORD standards.	Within 3 months	ADD PHOTO

