

FIRE SAFETY INSPECTION REPORT

MG Niche Stitch Ltd.

ACCORD ID: 12549

Plot No-3929, Dogri, Mirjapur, Gazipur.

GPS Coordinates: 24.089774, 90.370636

Other Factories: None



ACCORD
on Fire and Building Safety in Bangladesh

Inspected By: Safawan Abyaz & Sajadul Islam Shuvo
Date: 20 October, 2016

Fire Safety Inspection Report

MG Niche Stitch Ltd.

Plot No-3929, Dogri, Mirjapur, Gazipur.

Summary:

MG Niche Stitch Ltd. was surveyed for fire safety on 20 October, 2016 by The Accord Inspection Team. This summary identifies the major deficiencies that were identified during the inspection.

The purpose of this survey was to identify significant fire safety issues and to provide recommendations for remediation based on applicable standards specified by the Accord. The scope of this initial fire safety inspection was limited to the review and identification of major fire safety issues. The inspection did not include identification of minor deficiencies, which will be further addressed as part of follow-up inspections. Table 1 summarizes the major fire safety issues identified during the inspection.


Recommendations have been provided to address each issue.

An implementation schedule shall be developed by the factory to remediate each of the findings. The specific timing of improvements, including any requested extensions due to design / installation constraints, shall be submitted to the Accord for approval..




Findings & Recommendations :


Table 1: Summarizes the major fire safety issues identified during the inspection. Recommendations have been provided to address each issue. An implementation schedule shall be developed by the factory to remediate each of the findings. The specific timing of improvements, including any requested extensions due to design / installation constraints, shall be submitted to the Accord for approval.

SI No.	Category	Findings	Required Action	Remediation Time Frame	Pictorial Evidence
1	Fire Rated Construction	The exit stairs are not separated from work areas & other spaces on each floor by fire rated construction.	<p>Seal all unprotected openings to separate the exit stairs from work areas and other building spaces on all floor levels. If fire doors are required to be held open for functional reasons, provide automatic closing devices tied to the fire alarm system.</p> <p>Note: Factory has provided 2-hr fire rated, self-closing, positive latching door with fire exit hardware. However fire doors were held open in unacceptable/manual way. Also in some cases the stairs are not protected due to the window openings from production floor.</p>	Within 3 months	




SI No.	Category	Findings	Required Action	Remediation Time Frame	Pictorial Evidence
2	Fire Rated Construction	Unsealed penetrations and openings are located in the exit stair enclosures.	Seal all penetrations and openings in exit stair enclosure walls to maintain the fire separations.	Within 3 months	





Sl No.	Category	Findings	Required Action	Remediation Time Frame	Pictorial Evidence
3	Fire Rated Construction	Unsealed penetrations and openings are located in the fire rated floor/ceiling assemblies.	<p>Provide a minimum 2-hr fire rated shaft to separate the utility risers from each floor level.</p> <p>Seal all penetrations and openings in floors/ceiling assemblies to maintain the fire separation.</p>	Within 3 months	





SI No.	Category	Findings	Required Action	Remediation Time Frame	Pictorial Evidence
4	Fire Rated Construction	Rooms used for combustible storage on the ground floor are not separated by fire-rated construction. Location: Idle machine room (Adjacent to dining area)	Provide dedicated storage rooms separated by minimum 1-hr fire-rated construction.	Within 3 months	





SI No.	Category	Findings	Required Action	Remediation Time Frame	Pictorial Evidence
5	Fire Rated Construction	<p>Areas used for combustible storage are not separated by fire-rated construction. Location: Finished goods & packing area (1st floor, South)</p>	<p>Provide dedicated storage rooms separated by minimum 1-hr fire-rated construction.</p> <p>Where separate storage rooms are not feasible, provide defined storage areas and limit the storage arrangement as follows:</p> <ul style="list-style-type: none"> - Maximum height of 2.4m and maximum area of 23m² - If sprinkler protected: maximum height of 3.66m and maximum area of 93m² <p>Separate areas of unenclosed combustible storage by a minimum clear distance of 3m</p>	Within 3 months	
6	Fire Rated Construction	<p>Electrical panels were located in the exitstair enclosure. Location: West Stair</p>	<p>Remove and re-locate all electrical panels from exit stair enclosures.</p>	Within 3 months	



SI No.	Category	Findings	Required Action	Remediation Time Frame	Pictorial Evidence
7	Egress	The East exit discharge path is less than 10 ft. wide and has an unprotected opening with building interior	Seal all penetrations and openings to the interior of the building along the discharge path up to a height of 10 ft., to provide a minimum 1-hr fire separation.	Within 3 months	
8	Egress	Storage was located in exit stair. Location: East Stair	Remove storage from the exit stairs and egress path	Immediate	



SI No.	Category	Findings	Required Action	Remediation Time Frame	Pictorial Evidence
9	Egress Lighting	Based on the number and location of emergency lights observed, adequate illumination levels are not anticipated along egress routes. Location: All floors	Test the emergency lighting system on each floor and provide additional emergency fixtures to provide adequate illumination along the means of egress. Provide a minimum illumination of 10 lux at the floor level within exit stairs and exit discharge paths and minimum 2.5 lux along exit access aisles.	Within 3 months	
10	Egress Lighting	Manual on-off switch is provided for exit signage	Remove manual on/off switches from the emergency lighting /exit signage units to prevent them from being switched off	Within 1 month	



SI No.	Category	Findings	Required Action	Remediation Time Frame	Pictorial Evidence
11	Fire Detection & Protection	Fire detection & alarm system installation requires detailed review to confirm compliance with NFPA 72 and ACCORD standards	<p>Submit as-built drawings, testing records, equipment certification and other relevant documentation to the ACCORD for review and approval.</p> <p>Upon approval & installation the owner shall contact the Accord prior to conducting the final acceptance testing of the fire detection & alarm installation to allow the Accord the option of witnessing this testing and conduct a final acceptance of the installation</p>	Within 1 month	