

FIRE SAFETY INSPECTION REPORT

**MODELE DE CAPITAL INDUSTRIES LTD.
TALLA ROAD, KHA-PUR, FATULLAH, NARAYANGANJ**



ACCORD
on Fire and Building Safety in Bangladesh



April 8, 2014

SUMMARY

Modele de Capital Industries Ltd. was surveyed for fire safety on 4/8/2014 by Hughes Associates, Inc. This summary identifies the major deficiencies that were identified during the inspection.

The purpose of this survey was to identify significant fire safety issues and to provide recommendations for remediation based on applicable standards specified by the Accord. The scope of this initial fire safety inspection was limited to the review and identification of major fire safety issues. The inspection did not include identification of minor deficiencies, which will be further addressed as part of follow-up inspections.

Tables 1 - 3 summarizes the major fire safety issues identified during the inspection. Recommendations have been provided to address each issue.

An implementation schedule shall be developed by the factory to remediate each of the findings. The specific timing of improvements, including any requested extensions due to design / installation constraints, shall be submitted to the Accord for approval.

Table 1. Findings And Recommendations - Modele de Capital Industries, Ltd.

No.	Category	Finding	Recommendation	Remediation Timeframe
F-1	Fire Rated Construction	The exit stairs are not separated from work areas, and other spaces on each floor by fire-rated construction.	<p>Provide minimum 1.5-hr fire rated doors and seal all unprotected openings to separate the exit stairs from work areas and other building spaces on all floor levels. Ensure that the fire doors are self-closing and positive latching and that they are provided with fire exit (panic) hardware where serving production floors.</p> <p>If fire doors are required to be held open for functional reasons, provide automatic-closing devices tied to the fire alarm system.</p>	Within 3 months





F-2	Fire Rated Construction	<p>Areas used for combustible storage are not separated by fire-rated construction.</p> <p>6th floor store room and Bonded Warehouse on ground floor.</p>	<p>Provide dedicated storage rooms separated by minimum 1-hr fire-rated construction.</p> <p>Where separate storage rooms are not feasible, provide defined storage areas and limit the storage arrangement as follows:</p> <ul style="list-style-type: none"> - Maximum height of 2.4m and maximum area of 23m² - If sprinkler protected: maximum height of 3.66m and maximum area of 93m² <p>Separate areas of unenclosed combustible storage by a minimum clear distance of 3m.</p>	Within 3 months
-----	-------------------------	---	--	-----------------



F-3 Egress


Egress doors / gates with locking features are provided at building exits, and exit stairs.

Pad locks on doors were unlocked and open at time of inspection.


Remove locking features from all egress doors / gates.

If locks are required for security reasons, utilize special door locking features complying with NFPA 101.

Immediate



F-4	Egress	Collapsible gates / sliding doors are provided at building exits, and exit stairs.	Replace all gates / sliding doors along the means of egress with side-hinged, swinging egress doors.	Within 3 months
		Sliding gates at many egress stairs.	If locks are required for security reasons, utilize special door locking features complying with NFPA 101.	



F-5	Egress	The day-care room does not have direct access to an exit stair.	Provide a minimum 2-hr fire-rated exit corridor between the day-care room and exit stair or relocate day-care room to ground floor with maximum travel distance of 9m (30 ft).	Within 3 months
		1st floor, 15 feet from stair.		



F-6	Egress	Exit stair door / egress door serving 50 or more occupants does not swing in the direction of egress travel.	Modify the egress door to swing in the direction of egress travel.	Within 3 months
		At main stairs on most levels.		



F-7	Fire Protection	Inspection, testing, and maintenance records for the fire alarm system were not available.	Inspect, test and maintain the fire alarm system, and keep written records on-site, in accordance with NFPA 72.	Within 3 months
-----	-----------------	--	---	-----------------

Table 2. Findings And Recommendations - Dyeing Building



No.	Category	Finding	Recommendation	Remediation Timeframe					
F-1	Egress	<p>Egress doors / gates with locking features are provided at building exits.</p> <p>Padlocks noted with all gates/doors open and unlocked during the inspection.</p>	<p>Remove locking features from all egress doors / gates.</p> <p>If locks are required for security reasons, utilize special door locking features complying with NFPA 101.</p>	Immediate					
					F-2	Egress	<p>Collapsible gates / sliding doors are provided at building exits.</p>	<p>Replace all gates / sliding doors along the means of egress with side-hinged, swinging egress doors.</p> <p>If locks are required for security reasons, utilize special door locking features complying with NFPA 101.</p>	Within 1 month
F-2	Egress	<p>Collapsible gates / sliding doors are provided at building exits.</p>	<p>Replace all gates / sliding doors along the means of egress with side-hinged, swinging egress doors.</p> <p>If locks are required for security reasons, utilize special door locking features complying with NFPA 101.</p>	Within 1 month					



Table 3. Findings And Recommendations - Knitting Building

No.	Category	Finding	Recommendation	Remediation Timeframe					
F-1	Egress	<p>Egress doors / gates with locking features are provided at building exits.</p> <p>Padlocks on gates and all gates/doors were open and unlocked during the inspection.</p>	<p>Remove locking features from all egress doors / gates.</p> <p>If locks are required for security reasons, utilize special door locking features complying with NFPA 101.</p>	Immediate					
					F-2	Egress	<p>Collapsible gates / sliding doors are provided at building exits.</p> <p>At egress doors.</p>	<p>Replace all gates / sliding doors along the means of egress with side-hinged, swinging egress doors.</p> <p>If locks are required for security reasons, utilize special door locking features complying with NFPA 101.</p>	Within 1 month
F-2	Egress	<p>Collapsible gates / sliding doors are provided at building exits.</p> <p>At egress doors.</p>	<p>Replace all gates / sliding doors along the means of egress with side-hinged, swinging egress doors.</p> <p>If locks are required for security reasons, utilize special door locking features complying with NFPA 101.</p>	Within 1 month					

