

Hop Lun Apparel Ltd. (Unit-2)

Noujor, Kadda Bazar, Gazipur Sadar, Gazipur

(23.9879311, 90.3601456)

9 June, 2016

Client Summary report

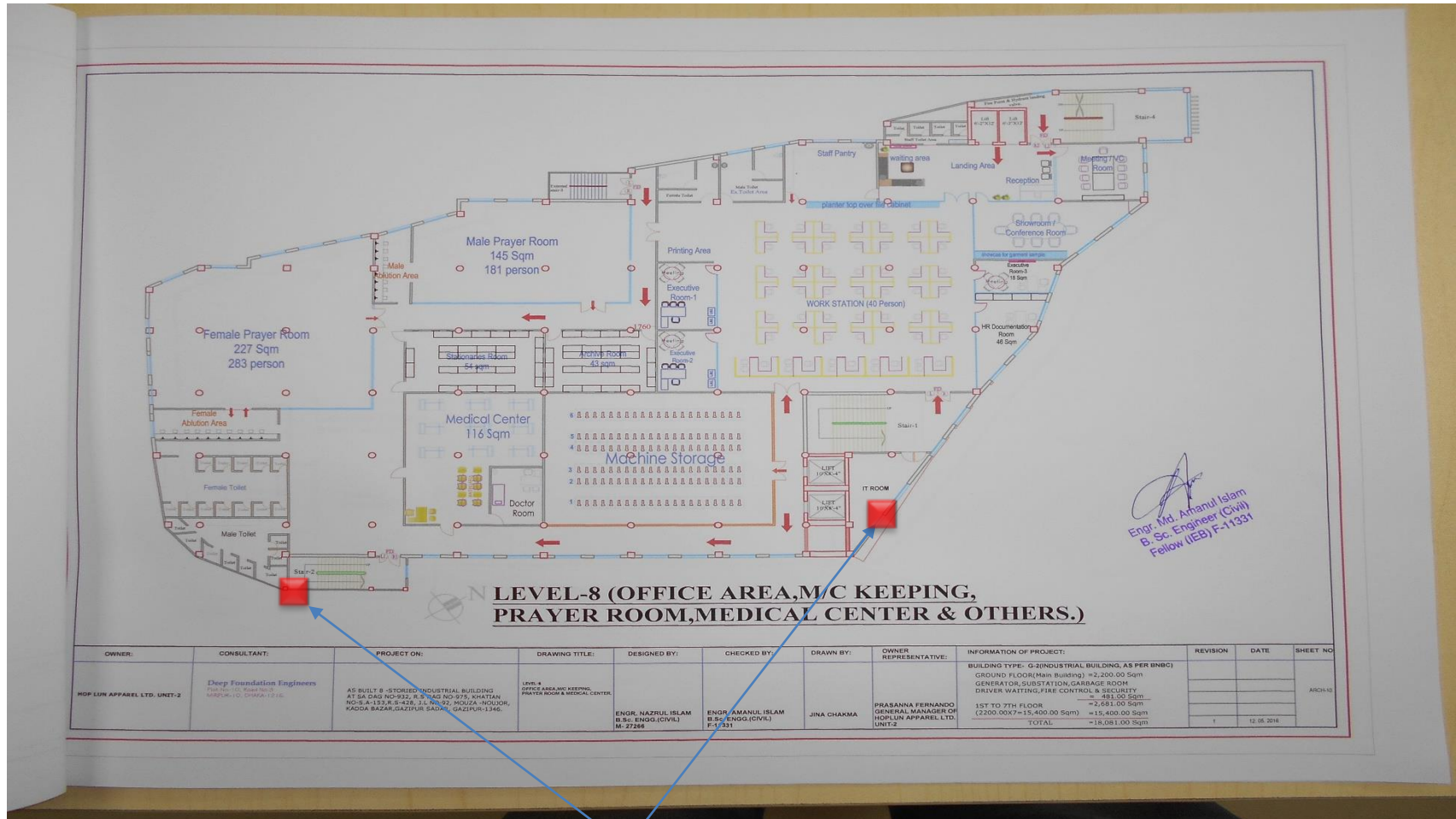




Observations



High stress in columns




Cursory calculation indicates that identified column stress exceeds allowable limit.

Offset column above mezzanine floor.



Offset column above mezzanine floor.



Columns above mezzanine floor were found offset from the ground floor columns. Column adequacy check is required for the eccentric load path.

Offset column above mezzanine floor.



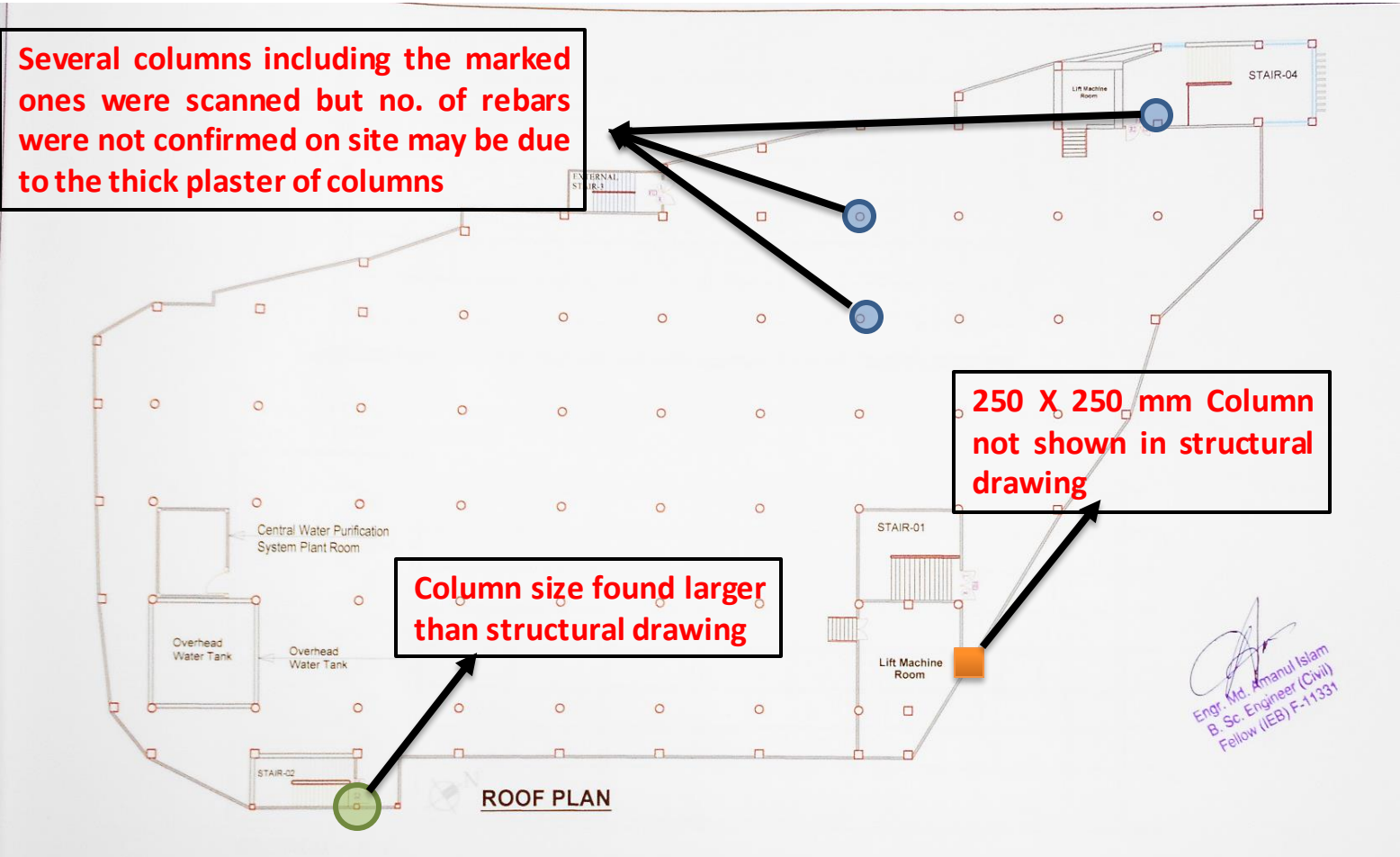
Inconsistencies between existing drawings and As built condition



Several columns including the marked ones were scanned but no. of rebars were not confirmed on site may be due to the thick plaster of columns

250 X 250 mm Column not shown in structural drawing

Column size found larger than structural drawing



Engr. Md. Amanul Islam
B. Sc. Engineer (Civil)
Fellow (IEB) F-11331

Discrepancies between existing drawing & as built condition. In addition, no structural documents were found for the ancillary structures.

Inconsistencies between existing drawings and As built condition



Problems Observed

Building 1

Item 1: High stress in columns

Item 2 : Offset columns above mezzanine floor.

Item 3: Inconsistencies of drawings and As built construction.



Item No	Observation	Recommended action plan	Recommended timeline
1	High stress in columns	Factory Engineer to review design, loads and columns stresses	6 Weeks
2	High stress in columns	Verify insitu concrete stresses either by 100mm dia. cores or existing cylinder strength data from lower portion of the building.	6 Weeks
3	High stress in columns	Produce and actively manage a loading plan for all floor plates within the factory giving consideration to floor capacity and column capacity.	6 Month
4	High stress in columns	Continue to implement load plan.	6 Month
5	Offset columns above mezzanine floor.	Building engineer to check stress of offset columns considering eccentric load path.	6 Weeks
6	Inconsistencies between drawings and As built construction	Building Engineer to produce a set of As built drawings of all the structures within factory premises incorporating actual condition.	6 Weeks
7	Inconsistencies between drawings and As built construction	Building engineer to confirm the number and spacing of reinforcements for all type of columns.	6 Weeks



Survey Limitations and Assumptions

This report is for the private and confidential use of Accord for whom it was prepared together with their professional advisors as appropriate. It should not be reproduced in whole or in part or relied upon by third parties for any use without the express written permission of ACCORD.

This report can be used in discussion with the supplier or factory owner as a means to rectify or address any observations made. The report is not comprehensive and is limited to what could be observed during a visual inspection of the building.

This Report is not intended to be treated as a generalised inspection and does not cover the deterioration of structural members through dampness, fungal or insect attack, nor does it deal with problems and defects of a non-structural nature. Other non structural aspects of the building such as fire safety have not been assessed in this survey.

Except as otherwise noted, drains and other services were not viewed or tested during our inspection and are therefore similarly excluded from this Report. We have not inspected any parts of the structure which are covered, unexposed or inaccessible and we are therefore unable to report that any such part of the property is free from defect.

External inspection of the façade walls has generally been carried out from ground level only by visual sighting. No opening up works were carried out (except as noted) and we rely on the Architects and Engineers drawings provided to us for our views on concealed parts of the structure and in particular foundations. Strengths of materials and components are untested and we recommend that the factory owners Building Engineer carries out in-situ testing over and above those suggested to satisfy themselves with the material strengths and component details.

Recommendations, where given, are for the purpose of providing indicative advice only, are not exhaustive, relate solely to identifying key and obvious structural defects as identified in this presentation, and do not take the form of or constitute a specification for works. We take no responsibility for the works as constructed. This report does not interfere with the factory owners Building Engineers responsibility for the structural performance of this building, The Building Engineer remains fully responsible for the structural adequacy of the building.

This report does not comment in detail on the future seismic performance of the building and only highlights the fact that the building may experience significant damage or collapse in a seismic event along with many others in the Dhaka region.

The observations in this report are based on the Engineering Judgement of the lead surveyor/engineer at the time of the survey. We assume in making these observations that no covering up of faults defects, filling or plastering over cracking or significant repair work has been carried out by the building owner. Any future alteration or additional work by the building owner will void this report.