BOILER SAFETY REPORT

Liberty Knitwear Ltd. Unit-2

Factory ID: 11570

Address: Holding # G-88/1, Chandra (Polli Biddut), Kaliakoir, Gazipur

GPS Coordinates: 24.036760, 90.254543

Factory List	:	Liberty Knitwear Ltd. Unit-2 (11570) Liberty Knitwear Ltd. Unit-2 (Extension) (23053) Liberty Knitwear Ltd. Unit-2 (Extension-2) (24571) Liberty Knitwear Ltd. Unit-2 (Extension-3) (26562)
Number of Boilers	:	12
Boiler Registration Numbers	:	BB 7957, BB 7958, BB 9979, BB 9980, BB 11425, BB 13750, BB 13751, BB 15208, BB 15209, BB 14733, BB 14735, BB 14736

RSC RMG SUSTAINABILITY COUNCIL

EXECUTIVE SUMMARY

A comprehensive boiler safety inspection of the factory –**Liberty Knitwear Ltd. Unit-2 (11570)** was conducted by the RMG Sustainability Council, covering 12 boilers bearing the registration numbers – BB 7957, BB 7958, BB 9979, BB 9980, BB 11425, BB 13750, BB 13751, BB 15208, BB 15209, BB 14733, BB 14735, and BB 14736. The inspection aimed for the safety checks of the boiler and provide recommendations for safe operation and maintenance.

The inspection process was divided into three distinct parts. Firstly, an external visual inspection was carried out to evaluate the overall condition of the boiler and provide guidance for the upcoming full-fledged boiler safety inspection. Next, an internal inspection and hydrostatic pressure test (commonly referred to as a hydrotest) inspection was conducted to assess the safety and structural integrity of the boiler. Sufficient time was allocated to allow the factory to prepare for the final inspection stage, which involved a functional test inspection. This stage required the boiler to be operational to enable the inspection team to verify the functionality of different safety circuits.

From the inspection observations -

BB 7957, BB 7958, BB 9979, BB 9980, BB 11425, BB 13750, BB 13751, BB 15208, BB 15209, BB 14733, BB 14735 and BB 14736 are in operable condition, but a few issues - outlined in this report, are to be addressed in a timely manner.

Boiler Registration Number	External visual inspection	Internal & Hydrotest inspection		Functional test inspection	
	Date	Date	Remarks	Date	Remarks
BB 7957	3-Oct-21	13-May-25	Satisfactory	14-Aug-25	Steam Pressure Limiter was missing.
BB 7958	3-Oct-21	20-May-25	On 20-May-25, the hydro test was not satisfactory due to Bulging on fire tubes. After the pressure part repair and verification from CIoB, another hydrotest was attempted on 27-Jul-25 and the inspection was satisfactory.	19-Nov-25	
		27-Jul-25			
BB 9979	3-Oct-21	27-May-25	Satisfactory	14-Aug-25	Steam Pressure Limiter was missing.
BB 9980	3-Oct-21	15-Jul-25	Satisfactory	19-Nov-25	

BB 11425	3-Oct-21	22-Jul-25 27-Jul-25	On 22-Jul-25, the Hydrostatic pressure test inspection could not be completed due to a lack of necessary preparation from the factory end. Another inspection was scheduled on 27-Jul-25 to complete the inspection.	19-Nov-25	
BB 13750	22-Jul-25	5-Nov-25	Satisfactory	10-Dec-25	
BB 13751	22-Jul-25	29-Oct-25	Satisfactory	10-Dec-25	
BB 14733	15-Jul-25	29-Sep-25	Satisfactory	19-Nov-25	
BB 14735	15-Jul-25	13-Oct-25	Satisfactory	26-Nov-25	
BB 14736	15-Jul-25	20-Oct-25	Satisfactory	26-Nov-25	
BB 15208	15-Jul-25	21-Sep-25	Satisfactory	26-Nov-25	
BB 15209	15-Jul-25	15-Sep-25 22-Jan-26	On 15-Sep-25, the Internal & hydrotest was not completed due to welding in multiples tube joints without necessary documents. After documentation review, another inspection was attempted on 22-Jan-26 and the inspection was satisfactory.	17-Feb-26	

LIMITATIONS

The information in this boiler safety inspection report was obtained during a factory visit and discussion with local factory management. Services performed by the inspectors are conducted in a manner consistent with the level of care and skill generally exercised by members of the engineering and auditing profession. However, an effort has been made to discover all meaningful areas within the stipulated time.

In evaluating the subject site, the inspector relies on good faith in the information provided by factory management or employees. The inspector assumes that the information provided is factual, accurate and accepts no responsibility for any deficiency, misstatement or inaccuracies contained in this report as a result of omission or misrepresentation of any person interviewed or contacted.

The findings and recommendations in this report are not intended to imply, guarantee, ensure or warrant compliance with any government regulations. Additionally, the results do not imply in any way that compliance with the findings or recommendations, as stated in this report, will eliminate all risks or exposures not referred to in this report. Compliance with the findings and recommendations stated in this report does not relieve the factory from the obligation to comply with specific project requirements, industry standards, or the provisions of any local government regulations.

In case any critical safety concerns are found that require the RSC to recommend an immediate boiler shutdown, for applicable cases, the RSC will inform the Chief Inspector of Boilers (CIoB) office and collaborate with them on all subsequent steps to remediate the issue(s).

Unless the RMG Sustainability Council (RSC) provides express prior written consent, no part of this document may be reproduced, distributed, or communicated to any third party.

1. EXTERNAL VISUAL INSPECTION

Inspection Date	Boiler Registration Number	Author(s)
3-Oct-21	BB 7957, BB 7958, BB 9979, BB 9980, BB 11425	A N Faisal Ahmed Md. Sohidul Islam
15-Jul-25	BB 14733, BB 14735, BB 14736, BB 15208, BB 15209	Gobinda Chandra Roy
22-Jul-25	BB 13750, BB 13751	Md. Tanvin Maksud

Reviewed by : Nazmul Hasan

Approved by : Md. Mehedi Hasan

FINDINGS AND RECOMMENDATIONS

The table below summarizes the identified boiler safety hazards during this inspection. Recommendations have been provided for each finding.

FINDING NO:	B-1
CATEGORY:	DOCUMENTATION
BOILER REGISTRATION NO:	BB 7957
FINDING: Necessary technical documents (manufacturing drawings and calculations, Piping and Instrumentation diagram, electrical wiring diagram, commissioning documents, data sheets of mountings, accessories and feed water pump, boiler operational and maintenance logbook, operation and maintenance manual, water treatment design and calculation, flue gas analysis report and water treatment report) were not available to verify boiler design and operation parameters.	
RECOMMENDATION: Documentation including manufacturing drawings and calculations, Piping and Instrumentation diagram, electrical wiring diagram, commissioning documents, data sheets of mountings, accessories and feed water pump, boiler operational and maintenance logbook, operation and maintenance manual, water treatment design and calculation, flue gas analysis report and water treatment report shall be available to verify the present condition of the boiler.	
PRIORITY:	P3
REMEDIATION TIME FRAME:	2 MONTHS

FINDING NO:	B-2
CATEGORY:	DOCUMENTATION
BOILER REGISTRATION NO:	BB 7958
FINDING: Necessary technical documents (manufacturing drawings and calculations, Piping and Instrumentation diagram, electrical wiring diagram, commissioning documents, data sheets of mountings, accessories and feed water pump, boiler operational and maintenance logbook, operation and maintenance manual, water treatment design and calculation, flue gas analysis report and water treatment report) were not available to verify boiler design and operation parameters.	
RECOMMENDATION: Documentation including manufacturing drawings and calculations, Piping and Instrumentation diagram, electrical wiring diagram, commissioning documents, data sheets of mountings, accessories and feed water pump, boiler operational and maintenance logbook, operation and maintenance manual, water treatment design and calculation, flue gas analysis report and water treatment report shall be available to verify the present condition of the boiler.	
PRIORITY:	P3
REMEDIATION TIME FRAME:	2 MONTHS

FINDING NO:	B-3	
CATEGORY:	DOCUMENTATION	
BOILER REGISTRATION NO:	BB 9979	
FINDING: Necessary technical documents (manufacturing drawings and calculations, Piping and Instrumentation diagram, electrical wiring diagram, commissioning documents, data sheets of mountings, accessories and feed water pump, boiler operational and maintenance logbook, operation and maintenance manual, water treatment design and calculation, flue gas analysis report and water treatment report) were not available to verify boiler design and operation parameters.		
RECOMMENDATION: Documentation including manufacturing drawings and calculations, Piping and Instrumentation diagram, electrical wiring diagram, commissioning documents, data sheets of mountings, accessories and feed water pump, boiler operational and maintenance logbook, operation and maintenance manual, water treatment design and calculation, flue gas analysis report and water treatment report shall be available to verify the present condition of the boiler.		
PRIORITY:	P3	
REMEDIATION TIME FRAME:	2 MONTHS	

FINDING NO:	B-4
CATEGORY:	DOCUMENTATION
BOILER REGISTRATION NO:	BB 9980
FINDING: Necessary technical documents (manufacturing drawings and calculations, Piping and Instrumentation diagram, electrical wiring diagram, commissioning documents, data sheets of mountings, accessories and feed water pump, boiler operational and maintenance logbook, operation and maintenance manual, water treatment design and calculation, flue gas analysis report and water treatment report) were not available to verify boiler design and operation parameters.	
RECOMMENDATION: Documentation including manufacturing drawings and calculations, Piping and Instrumentation diagram, electrical wiring diagram, commissioning documents, data sheets of mountings, accessories and feed water pump, boiler operational and maintenance logbook, operation and maintenance manual, water treatment design and calculation, flue gas analysis report and water treatment report shall be available to verify the present condition of the boiler.	
PRIORITY:	P3
REMEDIATION TIME FRAME:	2 MONTHS

FINDING NO:	B-5
CATEGORY:	DOCUMENTATION
BOILER REGISTRATION NO:	BB 11425
FINDING: Necessary technical documents (manufacturing drawings and calculations, Piping and Instrumentation diagram, electrical wiring diagram, commissioning documents, data sheets of mountings, accessories and feed water pump, boiler operational and maintenance logbook, operation and maintenance manual, water treatment design and calculation, flue gas analysis report and water treatment report) were not available to verify boiler design and operation parameters.	
RECOMMENDATION: Documentation including manufacturing drawings and calculations, Piping and Instrumentation diagram, electrical wiring diagram, commissioning documents, data sheets of mountings, accessories and feed water pump, boiler operational and maintenance logbook, operation and maintenance manual, water treatment design and calculation, flue gas analysis report and water treatment report shall be available to verify the present condition of the boiler.	
PRIORITY:	P3
REMEDIATION TIME FRAME:	2 MONTHS

FINDING NO:	B-6	
CATEGORY:	ELECTRICAL WIRING SYSTEM	
BOILER REGISTRATION NO:	BB 7957	
FINDING: No emergency stop push switch was available near the entrance outside of the boiler room and on the boiler control panel.		
RECOMMENDATION: Emergency stop push switches must be installed on the boiler control panel and outside the boiler room near every entrance door.		
PRIORITY:	P3	
REMEDIATION TIME FRAME:	2 MONTHS	

FINDING NO:	B-7	
CATEGORY:	ELECTRICAL WIRING SYSTEM	
BOILER REGISTRATION NO:	BB 7958	
FINDING: No emergency stop push switch was available near the entrance outside of the boiler room and on the boiler control panel.		
RECOMMENDATION: Emergency stop push switches must be installed on the boiler control panel and outside the boiler room near every entrance door.		
PRIORITY:	P3	
REMEDIATION TIME FRAME:	2 MONTHS	

FINDING NO:	B-8
CATEGORY:	ELECTRICAL WIRING SYSTEM
BOILER REGISTRATION NO:	BB 9979
FINDING: No emergency stop push switch was available near the entrance outside of the boiler room and on the boiler control panel.	
RECOMMENDATION: Emergency stop push switches must be installed on the boiler control panel and outside the boiler room near every entrance door.	
PRIORITY:	P3
REMEDIATION TIME FRAME:	2 MONTHS

FINDING NO:	B-9
CATEGORY:	ELECTRICAL WIRING SYSTEM
BOILER REGISTRATION NO:	BB 9980
FINDING: No emergency stop push switch was available near the entrance outside of the boiler room and on the boiler control panel.	
RECOMMENDATION: Emergency stop push switches must be installed on the boiler control panel and outside the boiler room near every entrance door.	
PRIORITY:	P3
REMEDIATION TIME FRAME:	2 MONTHS

FINDING NO:	B-10
CATEGORY:	ELECTRICAL WIRING SYSTEM
BOILER REGISTRATION NO:	BB 11425
FINDING: No emergency stop push switch was available near the entrance outside of the boiler room and on the boiler control panel.	
RECOMMENDATION: Emergency stop push switches must be installed on the boiler control panel and outside the boiler room near every entrance door.	
PRIORITY:	P3
REMEDIATION TIME FRAME:	2 MONTHS

FINDING NO:	B-11
CATEGORY:	MONITORING AND CONTROL SYSTEM
BOILER REGISTRATION NO:	BB 7957
FINDING: Low Low Water Level (LLWL) was not marked properly on water level gauge glass system.	
RECOMMENDATION: The Low Low Water Level (LLWL) should be marked beside the gauge glass on a separate arrangement so that the water level can be visualized and identified clearly.	
PRIORITY:	P3
REMEDIATION TIME FRAME:	2 MONTHS



FINDING NO:	B-12
CATEGORY:	MONITORING AND CONTROL SYSTEM
BOILER REGISTRATION NO:	BB 7958
FINDING: Low Low Water Level (LLWL) was not marked properly on water level gauge glass system.	
RECOMMENDATION: The Low Low Water Level (LLWL) should be marked beside the gauge glass on a separate arrangement so that the water level can be visualized and identified clearly.	
PRIORITY:	P3
REMEDIATION TIME FRAME:	2 MONTHS

FINDING NO:	B-13
CATEGORY:	MONITORING AND CONTROL SYSTEM
BOILER REGISTRATION NO:	BB 9979
FINDING: Low Low Water Level (LLWL) was not marked properly on water level gauge glass system.	
RECOMMENDATION: The Low Low Water Level (LLWL) should be marked beside the gauge glass on a separate arrangement so that the water level can be visualized and identified clearly.	
PRIORITY:	P3
REMEDIATION TIME FRAME:	2 MONTHS



FINDING NO:	B-14
CATEGORY:	MONITORING AND CONTROL SYSTEM
BOILER REGISTRATION NO:	BB 9980
FINDING: Low Low Water Level (LLWL) was not marked properly on water level gauge glass system.	
RECOMMENDATION: The Low Low Water Level (LLWL) should be marked beside the gauge glass on a separate arrangement so that the water level can be visualized and identified clearly.	
PRIORITY:	P3
REMEDIATION TIME FRAME:	2 MONTHS

FINDING NO:	B-15
CATEGORY:	MONITORING AND CONTROL SYSTEM
BOILER REGISTRATION NO:	BB 11425
FINDING: Low Low Water Level (LLWL) was not marked properly on water level gauge glass system.	
RECOMMENDATION: The Low Low Water Level (LLWL) should be marked beside the gauge glass on a separate arrangement so that the water level can be visualized and identified clearly.	
PRIORITY:	P3
REMEDIATION TIME FRAME:	2 MONTHS



FINDING NO:	B-16
CATEGORY:	SUPPORT AND ACCESS
BOILER REGISTRATION NO:	BB 7957
FINDING: A boiler with a height of 8 feet or more was observed with an inadequate platform, ladder, and handrail, making it inaccessible.	
RECOMMENDATION: An operation, maintenance, and inspection platform with a minimum width of 2.5 feet, a railing with a minimum height of 3.5 feet, and a ladder - that does not pose fall hazard - should be provided.	
PRIORITY:	P3
REMEDIATION TIME FRAME:	2 MONTHS

FINDING NO:	B-17
CATEGORY:	SUPPORT AND ACCESS
BOILER REGISTRATION NO:	BB 7958
FINDING: A boiler with a height of 8 feet or more was observed with an inadequate platform, ladder, and handrail, making it inaccessible.	
RECOMMENDATION: An operation, maintenance, and inspection platform with a minimum width of 2.5 feet, a railing with a minimum height of 3.5 feet, and a ladder - that does not pose fall hazard - should be provided.	
PRIORITY:	P3
REMEDIATION TIME FRAME:	2 MONTHS

FINDING NO:	B-18
CATEGORY:	SUPPORT AND ACCESS
BOILER REGISTRATION NO:	BB 9979
FINDING: A boiler with a height of 8 feet or more was observed with an inadequate platform, ladder, and handrail, making it inaccessible.	
RECOMMENDATION: An operation, maintenance, and inspection platform with a minimum width of 2.5 feet, a railing with a minimum height of 3.5 feet, and a ladder - that does not pose fall hazard - should be provided.	
PRIORITY:	P3
REMEDIATION TIME FRAME:	2 MONTHS

FINDING NO:	B-19
CATEGORY:	SUPPORT AND ACCESS
BOILER REGISTRATION NO:	BB 9980
FINDING: A boiler with a height of 8 feet or more was observed with an inadequate platform, ladder, and handrail, making it inaccessible.	
RECOMMENDATION: An operation, maintenance, and inspection platform with a minimum width of 2.5 feet, a railing with a minimum height of 3.5 feet, and a ladder - that does not pose fall hazard - should be provided.	
PRIORITY:	P3
REMEDIATION TIME FRAME:	2 MONTHS

FINDING NO:	B-20
CATEGORY:	THERMAL INSULATION
BOILER REGISTRATION NO:	BB 11425
FINDING: Boiler steam header and steam pipeline were found with improper insulation posing burn hazard.	
RECOMMENDATION: Proper insulation to exposed parts of the boiler body and steam distribution pipelines should be provided to avoid burn hazard.	
PRIORITY:	P2
REMEDIATION TIME FRAME:	1 MONTH

FINDING NO:	B-21
CATEGORY:	SAFETY VALVE
BOILER REGISTRATION NO:	BB 7957
FINDING: Discharge of safety valve was not free from danger of scalding.	
RECOMMENDATION: Safety valve outlet line shall not affect emergency discharge path or discharge of safety valve shall be free from danger of scalding.	
PRIORITY:	P2
REMEDIATION TIME FRAME:	1 MONTH

FINDING NO:	B-22
CATEGORY:	SAFETY VALVE
BOILER REGISTRATION NO:	BB 7958
FINDING: Discharge of safety valve was not free from danger of scalding.	
RECOMMENDATION: Safety valve outlet line shall not affect emergency discharge path or discharge of safety valve shall be free from danger of scalding.	
PRIORITY:	P2
REMEDIATION TIME FRAME:	1 MONTH

FINDING NO:	B-23
CATEGORY:	MONITORING AND CONTROL SYSTEM
BOILER REGISTRATION NO:	BB 7958
FINDING: The steam pressure gauge range was insufficient.	
RECOMMENDATION: The boiler pressure gauge range should be at least twice the boiler's maximum allowable working pressure mentioned in the boiler license or in accordance with any recognized international standard.	
PRIORITY:	P2
REMEDIATION TIME FRAME:	1 MONTH



FINDING NO:	B-24
CATEGORY:	DOCUMENTATION
BOILER REGISTRATION NO:	BB 7958
FINDING: Boiler's initial registration certificate was not available on-site during the inspection.	
RECOMMENDATION: Boiler registration certificate from the government authority which was provided after the installation shall be available on-site during the inspection.	
PRIORITY:	P3
REMEDIATION TIME FRAME:	2 MONTHS

FINDING NO:	B-25
CATEGORY:	MONITORING AND CONTROL SYSTEM
BOILER REGISTRATION NO:	BB 7958
FINDING: Valves were observed between the boiler and the pressure controller.	
RECOMMENDATION: The measuring and sensing devices related to boiler safety shall be mounted directly with the boiler without any valves in between.	
PRIORITY:	P1
REMEDIATION TIME FRAME:	2 WEEKS



FINDING NO:	B-26
CATEGORY:	MONITORING AND CONTROL SYSTEM
BOILER REGISTRATION NO:	BB 7958
FINDING: Valves were observed between the boiler and the water level limiter sensor.	
RECOMMENDATION: The measuring and sensing devices related to boiler safety shall be mounted directly with the boiler without any valves in between. Any modification shall be consulted with the manufacturer.	
PRIORITY:	P1
REMEDIATION TIME FRAME:	1 WEEK



FINDING NO:	B-27
CATEGORY:	DOCUMENTATION
BOILER REGISTRATION NO:	BB 14733
FINDING: Necessary technical documents were not available to verify boiler design and operation parameters.	
RECOMMENDATION: Documentation including manufacturing drawings and calculations, Piping and Instrumentation diagram, electrical wiring diagram, commissioning documents, data sheets of mountings, accessories and feed water pump, boiler operational and maintenance logbook, operation and maintenance manual, water treatment design and calculation, flue gas analysis report and water treatment report shall be available to verify the present condition of the boiler.	
PRIORITY:	P3
REMEDIATION TIME FRAME:	2 MONTHS

FINDING NO:	B-28
CATEGORY:	DOCUMENTATION
BOILER REGISTRATION NO:	BB 14735
FINDING: Necessary technical documents were not available to verify boiler design and operation parameters.	
RECOMMENDATION: Documentation including manufacturing drawings and calculations, Piping and Instrumentation diagram, electrical wiring diagram, commissioning documents, data sheets of mountings, accessories and feed water pump, boiler operational and maintenance logbook, operation and maintenance manual, water treatment design and calculation, flue gas analysis report and water treatment report shall be available to verify the present condition of the boiler.	
PRIORITY:	P3
REMEDIATION TIME FRAME:	2 MONTHS

FINDING NO:	B-29
CATEGORY:	DOCUMENTATION
BOILER REGISTRATION NO:	BB 14736
FINDING: Necessary technical documents were not available to verify boiler design and operation parameters.	
RECOMMENDATION: Documentation including manufacturing drawings and calculations, Piping and Instrumentation diagram, electrical wiring diagram, commissioning documents, data sheets of mountings, accessories and feed water pump, boiler operational and maintenance logbook, operation and maintenance manual, water treatment design and calculation, flue gas analysis report and water treatment report shall be available to verify the present condition of the boiler.	
PRIORITY:	P3
REMEDIATION TIME FRAME:	2 MONTHS

FINDING NO:	B-30
CATEGORY:	DOCUMENTATION
BOILER REGISTRATION NO:	BB 15208
FINDING: Necessary technical documents were not available to verify boiler design and operation parameters.	
RECOMMENDATION: Documentation including manufacturing drawings and calculations, Piping and Instrumentation diagram, electrical wiring diagram, commissioning documents, data sheets of mountings, accessories and feed water pump, boiler operational and maintenance logbook, operation and maintenance manual, water treatment design and calculation, flue gas analysis report and water treatment report shall be available to verify the present condition of the boiler.	
PRIORITY:	P3
REMEDIATION TIME FRAME:	2 MONTHS

FINDING NO:	B-31	
CATEGORY:	DOCUMENTATION	
BOILER REGISTRATION NO:	BB 15209	
FINDING: Necessary technical documents were not available to verify boiler design and operation parameters.		
RECOMMENDATION: Documentation including manufacturing drawings and calculations, Piping and Instrumentation diagram, electrical wiring diagram, commissioning documents, data sheets of mountings, accessories and feed water pump, boiler operational and maintenance logbook, operation and maintenance manual, water treatment design and calculation, flue gas analysis report and water treatment report shall be available to verify the present condition of the boiler.		
PRIORITY:	P3	
REMEDIATION TIME FRAME:	2 MONTHS	

FINDING NO:	B-32
CATEGORY:	ELECTRICAL WIRING SYSTEM
BOILER REGISTRATION NO:	BB 14733
FINDING: No emergency stop push switch was available near the entrance outside of the boiler room.	
RECOMMENDATION: Emergency stop push switches must be installed on the boiler control panel and outside the boiler room near every entrance door.	
PRIORITY:	P3
REMEDIATION TIME FRAME:	2 MONTHS

FINDING NO:	B-33
CATEGORY:	ELECTRICAL WIRING SYSTEM
BOILER REGISTRATION NO:	BB 14735
FINDING: No emergency stop push switch was available near the entrance outside of the boiler room.	
RECOMMENDATION: Emergency stop push switches must be installed on the boiler control panel and outside the boiler room near every entrance door.	
PRIORITY:	P3
REMEDIATION TIME FRAME:	2 MONTHS

FINDING NO:	B-34	
CATEGORY:	ELECTRICAL WIRING SYSTEM	
BOILER REGISTRATION NO:	BB 14736	
FINDING: No emergency stop push switch was available near the entrance outside of the boiler room.		
RECOMMENDATION: Emergency stop push switches must be installed on the boiler control panel and outside the boiler room near every entrance door.		
PRIORITY:	P3	
REMEDIATION TIME FRAME:	2 MONTHS	

FINDING NO:	B-35	
CATEGORY:	ELECTRICAL WIRING SYSTEM	
BOILER REGISTRATION NO:	BB 15208	
FINDING: No emergency stop push switch was available near the entrance outside of the boiler room.		
RECOMMENDATION: Emergency stop push switches must be installed on the boiler control panel and outside the boiler room near every entrance door.		
PRIORITY:	P3	
REMEDIATION TIME FRAME:	2 MONTHS	

FINDING NO:	B-36
CATEGORY:	ELECTRICAL WIRING SYSTEM
BOILER REGISTRATION NO:	BB 15209
FINDING: No emergency stop push switch was available near the entrance outside of the boiler room.	
RECOMMENDATION: Emergency stop push switches must be installed on the boiler control panel and outside the boiler room near every entrance door.	
PRIORITY:	P3
REMEDIATION TIME FRAME:	2 MONTHS

FINDING NO:	B-37
CATEGORY:	STEAM DISTRIBUTION NETWORK
BOILER REGISTRATION NO:	BB 14733
FINDING: Unused steam line connection was not terminated properly.	
RECOMMENDATION: Any unused & unprotective steam line shall be terminated in an appropriate manner that does not create any possibility of burn hazard for the operator(s).	
PRIORITY:	P1
REMEDIATION TIME FRAME:	2 WEEKS



FINDING NO:	B-38
CATEGORY:	STEAM DISTRIBUTION NETWORK
BOILER REGISTRATION NO:	BB 14735
FINDING: Unused steam line connection was not terminated properly.	
RECOMMENDATION: Any unused & unprotective steam line shall be terminated in an appropriate manner that does not create any possibility of burn hazard for the operator(s).	
PRIORITY:	P1
REMEDIATION TIME FRAME:	2 WEEKS



FINDING NO:	B-39
CATEGORY:	STEAM DISTRIBUTION NETWORK
BOILER REGISTRATION NO:	BB 14736
FINDING: Unused steam line connection was not terminated properly.	
RECOMMENDATION: Any unused & unprotective steam line shall be terminated in an appropriate manner that does not create any possibility of burn hazard for the operator(s).	
PRIORITY:	P1
REMEDIATION TIME FRAME:	2 WEEKS



FINDING NO:	B-40
CATEGORY:	STEAM DISTRIBUTION NETWORK
BOILER REGISTRATION NO:	BB 15208
FINDING: Unused steam line connection was not terminated properly.	
RECOMMENDATION: Any unused & unprotective steam line shall be terminated in an appropriate manner that does not create any possibility of burn hazard for the operator(s).	
PRIORITY:	P1
REMEDIATION TIME FRAME:	2 WEEKS

FINDING NO:	B-41
CATEGORY:	STEAM DISTRIBUTION NETWORK
BOILER REGISTRATION NO:	BB 15209
FINDING: Unused steam line connection was not terminated properly.	
RECOMMENDATION: Any unused & unprotective steam line shall be terminated in an appropriate manner that does not create any possibility of burn hazard for the operator(s).	
PRIORITY:	P1
REMEDIATION TIME FRAME:	2 WEEKS

FINDING NO:	B-42	
CATEGORY:	SAFETY VALVE	
BOILER REGISTRATION NO:	BB 15208	
FINDING: Boiler Steam Header Safety Valve outlet line was not directed outside of the boiler room.		
RECOMMENDATION: Boiler Steam Header Safety Valve outlet line should be directed outside of the boiler room with proper support and drainage system.		
PRIORITY:	P2	
REMEDIATION TIME FRAME:	1 MONTH	

FINDING NO:	B-43	
CATEGORY:	SAFETY VALVE	
BOILER REGISTRATION NO:	BB 15209	
FINDING: Boiler Steam Header Safety Valve outlet line was not directed outside of the boiler room.		
RECOMMENDATION: Boiler Steam Header Safety Valve outlet line should be directed outside of the boiler room with proper support and drainage system.		
PRIORITY:	P2	
REMEDIATION TIME FRAME:	1 MONTH	

FINDING NO:	B-44
CATEGORY:	MONITORING AND CONTROL SYSTEM
BOILER REGISTRATION NO:	BB 14733
FINDING: Low Low Water Level (LLWL) was not marked properly on water level gauge glass system.	
RECOMMENDATION: The Low Low Water Level (LLWL) should be marked beside the gauge glass on a separate arrangement so that the water level can be visualized and identified clearly.	
PRIORITY:	P3
REMEDIATION TIME FRAME:	2 MONTHS

FINDING NO:	B-45
CATEGORY:	MONITORING AND CONTROL SYSTEM
BOILER REGISTRATION NO:	BB 14735
FINDING: Low Low Water Level (LLWL) was not marked properly on water level gauge glass system.	
RECOMMENDATION: The Low Low Water Level (LLWL) should be marked beside the gauge glass on a separate arrangement so that the water level can be visualized and identified clearly.	
PRIORITY:	P3
REMEDIATION TIME FRAME:	2 MONTHS



FINDING NO:	B-46
CATEGORY:	MONITORING AND CONTROL SYSTEM
BOILER REGISTRATION NO:	BB 14736
FINDING: Low Low Water Level (LLWL) was not marked properly on water level gauge glass system.	
RECOMMENDATION: The Low Low Water Level (LLWL) should be marked beside the gauge glass on a separate arrangement so that the water level can be visualized and identified clearly.	
PRIORITY:	P3
REMEDIATION TIME FRAME:	2 MONTHS



FINDING NO:	B-47
CATEGORY:	MONITORING AND CONTROL SYSTEM
BOILER REGISTRATION NO:	BB 15208
FINDING: Low Low Water Level (LLWL) was not marked properly on water level gauge glass system.	
RECOMMENDATION: The Low Low Water Level (LLWL) should be marked beside the gauge glass on a separate arrangement so that the water level can be visualized and identified clearly.	
PRIORITY:	P3
REMEDIATION TIME FRAME:	2 MONTHS

FINDING NO:	B-48
CATEGORY:	MONITORING AND CONTROL SYSTEM
BOILER REGISTRATION NO:	BB 15209
FINDING: Low Low Water Level (LLWL) was not marked properly on water level gauge glass system.	
RECOMMENDATION: The Low Low Water Level (LLWL) should be marked beside the gauge glass on a separate arrangement so that the water level can be visualized and identified clearly.	
PRIORITY:	P3
REMEDIATION TIME FRAME:	2 MONTHS

FINDING NO:	B-49
CATEGORY:	SAFETY VALVE
BOILER REGISTRATION NO:	BB 14733
FINDING: Drainage arrangement was installed in an inadequate manner for both safety valves.	
RECOMMENDATION: Drainage arrangement must be installed for all safety valves as per manufacturer published guideline or at the lowest point of outlet line.	
PRIORITY:	P3
REMEDIATION TIME FRAME:	2 MONTHS

FINDING NO:	B-50
CATEGORY:	SAFETY VALVE
BOILER REGISTRATION NO:	BB 14735
FINDING: Drainage arrangement was not installed or installed in an inadequate manner for one or more safety valves.	
RECOMMENDATION: Drainage arrangement must be installed for all safety valves as per manufacturer published guideline or at the lowest point of outlet line.	
PRIORITY:	P3
REMEDIATION TIME FRAME:	2 MONTHS



FINDING NO:	B-51
CATEGORY:	SAFETY VALVE
BOILER REGISTRATION NO:	BB 14736
FINDING: Drainage arrangement was not installed or installed in an inadequate manner for one or more safety valves.	
RECOMMENDATION: Drainage arrangement must be installed for all safety valves as per manufacturer published guideline or at the lowest point of outlet line.	
PRIORITY:	P3
REMEDIATION TIME FRAME:	2 MONTHS

FINDING NO:	B-52
CATEGORY:	SAFETY VALVE
BOILER REGISTRATION NO:	BB 15208
FINDING: Drainage arrangement was not installed or installed in an inadequate manner for one or more safety valves.	
RECOMMENDATION: Drainage arrangement must be installed for all safety valves as per manufacturer published guideline or at the lowest point of outlet line.	
PRIORITY:	P3
REMEDIATION TIME FRAME:	2 MONTHS

FINDING NO:	B-53
CATEGORY:	SAFETY VALVE
BOILER REGISTRATION NO:	BB 15209
FINDING: Drainage arrangement was not installed or installed in an inadequate manner for one or more safety valves.	
RECOMMENDATION: Drainage arrangement must be installed for all safety valves as per manufacturer published guideline or at the lowest point of outlet line.	
PRIORITY:	P3
REMEDIATION TIME FRAME:	2 MONTHS



FINDING NO:	B-54
CATEGORY:	MONITORING AND CONTROL SYSTEM
BOILER REGISTRATION NO:	BB 14733
FINDING: Valves were observed between the boiler and the pressure controller.	
RECOMMENDATION: The measuring and sensing devices related to boiler safety shall be mounted directly with the boiler without any valves in between.	
PRIORITY:	P1
REMEDIATION TIME FRAME:	2 WEEKS



FINDING NO:	B-55
CATEGORY:	MONITORING AND CONTROL SYSTEM
BOILER REGISTRATION NO:	BB 14735
FINDING: Valves were observed between the boiler and the pressure controller.	
RECOMMENDATION: The measuring and sensing devices related to boiler safety shall be mounted directly with the boiler without any valves in between.	
PRIORITY:	P1
REMEDIATION TIME FRAME:	2 WEEKS

FINDING NO:	B-56	
CATEGORY:	MONITORING AND CONTROL SYSTEM	
BOILER REGISTRATION NO:	BB 14736	
FINDING: Valves were observed between the boiler and the pressure controller.		
RECOMMENDATION: The measuring and sensing devices related to boiler safety shall be mounted directly with the boiler without any valves in between.		
PRIORITY:	P1	
REMEDIATION TIME FRAME:	2 WEEKS	

FINDING NO:	B-57	
CATEGORY:	MONITORING AND CONTROL SYSTEM	
BOILER REGISTRATION NO:	BB 15208	
FINDING: Valves were observed between the boiler and the pressure controller.		
RECOMMENDATION: The measuring and sensing devices related to boiler safety shall be mounted directly with the boiler without any valves in between.		
PRIORITY:	P1	
REMEDIATION TIME FRAME:	2 WEEKS	

FINDING NO:	B-58
CATEGORY:	MONITORING AND CONTROL SYSTEM
BOILER REGISTRATION NO:	BB 15209
FINDING: Valves were observed between the boiler and the pressure controller.	
RECOMMENDATION: The measuring and sensing devices related to boiler safety shall be mounted directly with the boiler without any valves in between.	
PRIORITY:	P1
REMEDIATION TIME FRAME:	2 WEEKS



FINDING NO:	B-59
CATEGORY:	MONITORING AND CONTROL SYSTEM
BOILER REGISTRATION NO:	BB 14733
FINDING: Valves were observed between the boiler and the water level limiter sensor.	
RECOMMENDATION: The measuring and sensing devices related to boiler safety shall be mounted directly with the boiler without any valves in between. Any modification shall be consulted with the manufacturer.	
PRIORITY:	P1
REMEDIATION TIME FRAME:	1 WEEK



FINDING NO:	B-60
CATEGORY:	MONITORING AND CONTROL SYSTEM
BOILER REGISTRATION NO:	BB 14735
FINDING: Valves were observed between the boiler and the water level limiter sensor.	
RECOMMENDATION: The measuring and sensing devices related to boiler safety shall be mounted directly with the boiler without any valves in between. Any modification shall be consulted with the manufacturer.	
PRIORITY:	P1
REMEDIATION TIME FRAME:	1 WEEK



FINDING NO:	B-61
CATEGORY:	MONITORING AND CONTROL SYSTEM
BOILER REGISTRATION NO:	BB 14736
FINDING: Valves were observed between the boiler and the water level limiter sensor.	
RECOMMENDATION: The measuring and sensing devices related to boiler safety shall be mounted directly with the boiler without any valves in between. Any modification shall be consulted with the manufacturer.	
PRIORITY:	P1
REMEDIATION TIME FRAME:	1 WEEK



FINDING NO:	B-62
CATEGORY:	MONITORING AND CONTROL SYSTEM
BOILER REGISTRATION NO:	BB 15208
FINDING: Valves were observed between the boiler and the water level limiter sensor.	
RECOMMENDATION: The measuring and sensing devices related to boiler safety shall be mounted directly with the boiler without any valves in between. Any modification shall be consulted with the manufacturer.	
PRIORITY:	P1
REMEDIATION TIME FRAME:	1 WEEK

FINDING NO:	B-63
CATEGORY:	MONITORING AND CONTROL SYSTEM
BOILER REGISTRATION NO:	BB 15209
FINDING: Valves were observed between the boiler and the water level limiter sensor.	
RECOMMENDATION: The measuring and sensing devices related to boiler safety shall be mounted directly with the boiler without any valves in between. Any modification shall be consulted with the manufacturer.	
PRIORITY:	P1
REMEDIATION TIME FRAME:	1 WEEK



FINDING NO:	B-64
CATEGORY:	THERMAL INSULATION
BOILER REGISTRATION NO:	BB 15208
FINDING: Boiler body was found with improper insulation posing burn hazard.	
RECOMMENDATION: Proper insulation to exposed parts of the boiler body and steam distribution pipelines should be provided.	
PRIORITY:	P2
REMEDIATION TIME FRAME:	1 MONTH

FINDING NO:	B-65
CATEGORY:	THERMAL INSULATION
BOILER REGISTRATION NO:	BB 15209
FINDING: Boiler body was found with improper insulation posing burn hazard.	
RECOMMENDATION: Proper insulation to exposed parts of the boiler body and steam distribution pipelines should be provided.	
PRIORITY:	P2
REMEDIATION TIME FRAME:	1 MONTH

FINDING NO:	B-66
CATEGORY:	IDENTIFICATION
BOILER REGISTRATION NO:	BB 14735
FINDING: Nameplates for feed pump and safety valve were illegible.	
RECOMMENDATION: Name plates shall permanently be fixed on the equipment and clearly readable. Manufacturer's technical documents regarding the equipment shall be provided.	
PRIORITY:	P2
REMEDIATION TIME FRAME:	1 MONTH

FINDING NO:	B-67
CATEGORY:	BOILER PRESSURE PARTS
BOILER REGISTRATION NO:	BB 14733
FINDING: The economizer was not equipped with a safety valve.	
RECOMMENDATION: Economizers that can be isolated from a boiler allowing the economizer to become a fired pressure vessel, shall have a minimum of one pressure safety valve in a location recommended by the manufacturer or as close as practical to the economizer outlet.	
PRIORITY:	P2
REMEDIATION TIME FRAME:	1 MONTH

FINDING NO:	B-68
CATEGORY:	BOILER PRESSURE PARTS
BOILER REGISTRATION NO:	BB 14735
FINDING: The economizer was not equipped with a safety valve.	
RECOMMENDATION: Economizers that can be isolated from a boiler allowing the economizer to become a fired pressure vessel, shall have a minimum of one pressure safety valve in a location recommended by the manufacturer or as close as practical to the economizer outlet.	
PRIORITY:	P2
REMEDIATION TIME FRAME:	1 MONTH

FINDING NO:	B-69
CATEGORY:	BOILER PRESSURE PARTS
BOILER REGISTRATION NO:	BB 14736
FINDING: The economizer was not equipped with a safety valve.	
RECOMMENDATION: Economizers that can be isolated from a boiler allowing the economizer to become a fired pressure vessel, shall have a minimum of one pressure safety valve in a location recommended by the manufacturer or as close as practical to the economizer outlet.	
PRIORITY:	P2
REMEDIATION TIME FRAME:	1 MONTH

FINDING NO:	B-70
CATEGORY:	MONITORING AND CONTROL SYSTEM
BOILER REGISTRATION NO:	BB 9980
FINDING: Valves were observed between the boiler and the pressure controller.	
RECOMMENDATION: The measuring and sensing devices related to boiler safety shall be mounted directly with the boiler without any valves in between.	
PRIORITY:	P1
REMEDIATION TIME FRAME:	2 WEEKS

FINDING NO:	B-71
CATEGORY:	MONITORING AND CONTROL SYSTEM
BOILER REGISTRATION NO:	BB 9980
FINDING: Valves were observed between the boiler and the water level limiter sensor.	
RECOMMENDATION: The measuring and sensing devices related to boiler safety shall be mounted directly with the boiler without any valves in between. Any modification shall be consulted with the manufacturer.	
PRIORITY:	P1
REMEDIATION TIME FRAME:	1 WEEK



FINDING NO:	B-72
CATEGORY:	SAFETY VALVE
BOILER REGISTRATION NO:	BB 9980
FINDING: Drainage arrangement was not installed or installed in an inadequate manner for steam header safety valves.	
RECOMMENDATION: Drainage arrangement must be installed for all safety valves as per manufacturer published guideline or at the lowest point of outlet line.	
PRIORITY:	P3
REMEDIATION TIME FRAME:	2 MONTHS

FINDING NO:	B-73
CATEGORY:	STEAM DISTRIBUTION NETWORK
BOILER REGISTRATION NO:	BB 9980
FINDING: Unused steam line connection was not terminated properly.	
RECOMMENDATION: Any unused & unprotective steam line shall be terminated in an appropriate manner that does not create any possibility of burn hazard for the operator(s).	
PRIORITY:	P1
REMEDIATION TIME FRAME:	2 WEEKS



FINDING NO:	B-74
CATEGORY:	THERMAL INSULATION
BOILER REGISTRATION NO:	BB 9980
FINDING: Boiler steam header and steam pipeline were found with improper insulation posing burn hazard.	
RECOMMENDATION: Proper insulation to exposed parts of the boiler body and steam distribution pipelines should be provided.	
PRIORITY:	P2
REMEDIATION TIME FRAME:	1 MONTH

FINDING NO:	B-75
CATEGORY:	SAFETY VALVE
BOILER REGISTRATION NO:	BB 11425
FINDING: Drainage arrangement was not installed or installed in an inadequate manner for one or more safety valves.	
RECOMMENDATION: rainage arrangement must be installed for all safety valves as per manufacturer published guideline or at the lowest point of outlet line.	
PRIORITY:	P3
REMEDIATION TIME FRAME:	2 MONTHS

FINDING NO:	B-76
CATEGORY:	MONITORING AND CONTROL SYSTEM
BOILER REGISTRATION NO:	BB 11425
FINDING: Valves were observed between the boiler and the pressure controller.	
RECOMMENDATION: The measuring and sensing devices related to boiler safety shall be mounted directly with the boiler without any valves in between.	
PRIORITY:	P1
REMEDIATION TIME FRAME:	2 WEEKS



FINDING NO:	B-77
CATEGORY:	ELECTRICAL WIRING SYSTEM
BOILER REGISTRATION NO:	BB 13750
FINDING: No emergency stop push switch was available near the entrance outside of the boiler room and on the boiler control panel.	
RECOMMENDATION: Emergency stop push switches must be installed on the boiler control panel and outside the boiler room near every entrance door.	
PRIORITY:	P3
REMEDIATION TIME FRAME:	2 MONTHS

FINDING NO:	B-78
CATEGORY:	ELECTRICAL WIRING SYSTEM
BOILER REGISTRATION NO:	BB 13751
FINDING: No emergency stop push switch was available near the entrance outside of the boiler room and on the boiler control panel.	
RECOMMENDATION: Emergency stop push switches must be installed on the boiler control panel and outside the boiler room near every entrance door.	
PRIORITY:	P3
REMEDIATION TIME FRAME:	2 MONTHS

FINDING NO:	B-79
CATEGORY:	MONITORING AND CONTROL SYSTEM
BOILER REGISTRATION NO:	BB 13750
FINDING: Low Low Water Level (LLWL) was not marked properly on water level gauge glass system.	
RECOMMENDATION: The Low Low Water Level (LLWL) should be marked beside the gauge glass on a separate arrangement so that the water level can be visualized and identified clearly.	
PRIORITY:	P3
REMEDIATION TIME FRAME:	2 MONTHS

FINDING NO:	B-80
CATEGORY:	MONITORING AND CONTROL SYSTEM
BOILER REGISTRATION NO:	BB 13751
FINDING: Low Low Water Level (LLWL) was not marked properly on water level gauge glass system.	
RECOMMENDATION: The Low Low Water Level (LLWL) should be marked beside the gauge glass on a separate arrangement so that the water level can be visualized and identified clearly.	
PRIORITY:	P3
REMEDIATION TIME FRAME:	2 MONTHS



FINDING NO:	B-81
CATEGORY:	SAFETY VALVE
BOILER REGISTRATION NO:	BB 13750
FINDING: Boiler Steam Header Safety Valve outlet line was not directed outside of the boiler room.	
RECOMMENDATION: Boiler Steam Header Safety Valve outlet line should be directed outside of the boiler room with proper support and drainage system.	
PRIORITY:	P2
REMEDIATION TIME FRAME:	1 MONTH

FINDING NO:	B-82
CATEGORY:	SAFETY VALVE
BOILER REGISTRATION NO:	BB 13751
FINDING: Boiler Steam Header Safety Valve outlet line was not directed outside of the boiler room.	
RECOMMENDATION: Boiler Steam Header Safety Valve outlet line should be directed outside of the boiler room with proper support and drainage system.	
PRIORITY:	P2
REMEDIATION TIME FRAME:	1 MONTH

FINDING NO:	B-83
CATEGORY:	SAFETY VALVE
BOILER REGISTRATION NO:	BB 13750
FINDING: Drainage arrangement was not installed or installed in an inadequate manner for one or more safety valves.	
RECOMMENDATION: Drainage arrangement must be installed for all safety valves as per manufacturer published guideline or at the lowest point of outlet line.	
PRIORITY:	P3
REMEDIATION TIME FRAME:	2 MONTHS

FINDING NO:	B-84
CATEGORY:	SAFETY VALVE
BOILER REGISTRATION NO:	BB 13751
FINDING: Drainage arrangement was not installed or installed in an inadequate manner for one or more safety valves.	
RECOMMENDATION: Drainage arrangement must be installed for all safety valves as per manufacturer published guideline or at the lowest point of outlet line.	
PRIORITY:	P3
REMEDIATION TIME FRAME:	2 MONTHS

FINDING NO:	B-85
CATEGORY:	THERMAL INSULATION
BOILER REGISTRATION NO:	BB 13750
FINDING: Boiler body was found with improper insulation posing burn hazard.	
RECOMMENDATION: Proper insulation to exposed parts of the boiler body and steam distribution pipelines should be provided.	
PRIORITY:	P2
REMEDIATION TIME FRAME:	1 MONTH

FINDING NO:	B-86	
CATEGORY:	THERMAL INSULATION	
BOILER REGISTRATION NO:	BB 13751	
FINDING: Boiler body was found with improper insulation posing burn hazard.		
RECOMMENDATION: Proper insulation to exposed parts of the boiler body and steam distribution pipelines should be provided.		
PRIORITY:	P2	
REMEDIATION TIME FRAME:	1 MONTH	

FINDING NO:	B-87	
CATEGORY:	THERMAL INSULATION	
BOILER REGISTRATION NO:	BB 13750	
FINDING: Boiler exhaust gas pipeline inside the boiler room was found with improper insulation posing burn hazard.		
RECOMMENDATION: Proper insulation to boiler exhaust gas pipeline inside the boiler room causing heat exposure for personnel shall be provided.		
PRIORITY:	P2	
REMEDIATION TIME FRAME:	1 MONTH	

FINDING NO:	B-88
CATEGORY:	THERMAL INSULATION
BOILER REGISTRATION NO:	BB 13751
FINDING: Boiler exhaust gas pipeline inside the boiler room was found with improper insulation posing burn hazard.	
RECOMMENDATION: Proper insulation to boiler exhaust gas pipeline inside the boiler room causing heat exposure for personnel shall be provided.	
PRIORITY:	P2
REMEDIATION TIME FRAME:	1 MONTH

FINDING NO:	B-89
CATEGORY:	MONITORING AND CONTROL SYSTEM
BOILER REGISTRATION NO:	BB 13750
FINDING: Valves were observed between the boiler and the pressure controller.	
RECOMMENDATION: The measuring and sensing devices related to boiler safety shall be mounted directly with the boiler without any valves in between.	
PRIORITY:	P1
REMEDIATION TIME FRAME:	2 WEEKS

FINDING NO:	B-90
CATEGORY:	MONITORING AND CONTROL SYSTEM
BOILER REGISTRATION NO:	BB 13751
FINDING: Valves were observed between the boiler and the pressure controller.	
RECOMMENDATION: The measuring and sensing devices related to boiler safety shall be mounted directly with the boiler without any valves in between.	
PRIORITY:	P1
REMEDIATION TIME FRAME:	2 WEEKS

FINDING NO:	B-91
CATEGORY:	BOILER ROOM
BOILER REGISTRATION NO:	BB 13750
FINDING: Hot water line connection was not terminated properly.	
RECOMMENDATION: Any unprotected hot water line shall be terminated in an appropriate manner that does not create any possibility of burn hazard for the operator(s).	
PRIORITY:	P2
REMEDIATION TIME FRAME:	1 MONTH

FINDING NO:	B-92
CATEGORY:	BOILER ROOM
BOILER REGISTRATION NO:	BB 13751
FINDING: Hot water line connection was not terminated properly.	
RECOMMENDATION: Any unprotected hot water line shall be terminated in an appropriate manner that does not create any possibility of burn hazard for the operator(s).	
PRIORITY:	P2
REMEDIATION TIME FRAME:	1 MONTH

FINDING NO:	B-93
CATEGORY:	STEAM DISTRIBUTION NETWORK
BOILER REGISTRATION NO:	BB 13750
FINDING: Steam line vent was not directed outside of the boiler room.	
RECOMMENDATION: Any steam line venting should be directed outside of the boiler room with proper support.	
PRIORITY:	P2
REMEDIATION TIME FRAME:	1 MONTH

FINDING NO:	B-94
CATEGORY:	STEAM DISTRIBUTION NETWORK
BOILER REGISTRATION NO:	BB 13751
FINDING: Steam line vent was not directed outside of the boiler room.	
RECOMMENDATION: Any steam line venting should be directed outside of the boiler room with proper support.	
PRIORITY:	P2
REMEDIATION TIME FRAME:	1 MONTH

FINDING NO:	B-95
CATEGORY:	AIR VENT
BOILER REGISTRATION NO:	BB 7958
FINDING: The boiler air vent line was not directed to the outside of the boiler room.	
RECOMMENDATION: The boiler vent line should be directed outside of the boiler room with proper support.	
PRIORITY:	P2
REMEDIATION TIME FRAME:	1 MONTH

FINDING NO:	B-96
CATEGORY:	SUPPORT AND ACCESS
BOILER REGISTRATION NO:	BB 15209
FINDING: A boiler with a height of 8 feet or more was observed with an inadequate platform, ladder, and handrail, making it inaccessible.	
RECOMMENDATION: An operation, maintenance, and inspection platform with a minimum width of 2.5 feet, a railing with a minimum height of 3.5 feet, and a ladder - that does not pose fall hazard - should be provided.	
PRIORITY:	P3
REMEDIATION TIME FRAME:	2 MONTHS

FINDING NO:	B-97
CATEGORY:	DOCUMENTATION
BOILER REGISTRATION NO:	BB 13751
FINDING: Necessary technical documents (manufacturing drawings and calculations, Piping and Instrumentation diagram, electrical wiring diagram, commissioning documents, data sheets of mountings, accessories and feed water pump, boiler operational and maintenance logbook, operation and maintenance manual, water treatment design and calculation, flue gas analysis report and water treatment report) were not available to verify boiler design and operation parameters.	
RECOMMENDATION: Documentation including manufacturing drawings and calculations, Piping and Instrumentation diagram, electrical wiring diagram, commissioning documents, data sheets of mountings, accessories and feed water pump, boiler operational and maintenance logbook, operation and maintenance manual, water treatment design and calculation, flue gas analysis report and water treatment report shall be available to verify the present condition of the boiler.	
PRIORITY:	P3
REMEDIATION TIME FRAME:	2 MONTHS

FINDING NO:	B-98	
CATEGORY:	DOCUMENTATION	
BOILER REGISTRATION NO:	BB 13750	
FINDING: Necessary technical documents were not available to verify boiler design and operation parameters.		
RECOMMENDATION: Documentation including manufacturing drawings and calculations, Piping and Instrumentation diagram, electrical wiring diagram, commissioning documents, data sheets of mountings, accessories and feed water pump, boiler operational and maintenance logbook, operation and maintenance manual, water treatment design and calculation, flue gas analysis report and water treatment report shall be available to verify the present condition of the boiler.		
PRIORITY:	P3	
REMEDIATION TIME FRAME:	2 MONTHS	

FINDING NO:	B-99
CATEGORY:	SAFETY VALVE
BOILER REGISTRATION NO:	BB 9980
FINDING: Discharge of safety valve was not free from danger of scalding.	
RECOMMENDATION: Safety valve outlet lines shall not affect emergency discharge path or discharge of safety valve shall be free from danger of scalding.	
PRIORITY:	P2
REMEDIATION TIME FRAME:	1 MONTH

FINDING NO:	B-100
CATEGORY:	SAFETY VALVE
BOILER REGISTRATION NO:	BB 9980
FINDING: Drainage arrangement was not installed or installed in an inadequate manner for both safety valves.	
RECOMMENDATION: Drainage arrangement must be installed for all safety valves as per manufacturer published guideline or at the lowest point of outlet line.	
PRIORITY:	P3
REMEDIATION TIME FRAME:	2 MONTHS

FINDING NO:	B-101
CATEGORY:	SAFETY VALVE
BOILER REGISTRATION NO:	BB 7958
FINDING: Drainage arrangement was not installed or installed in an inadequate manner for both safety valves.	
RECOMMENDATION: Drainage arrangement must be installed for all safety valves as per manufacturer published guideline or at the lowest point of outlet line.	
PRIORITY:	P3
REMEDIATION TIME FRAME:	2 MONTHS



FINDING NO:	B-102
CATEGORY:	Boiler Room
BOILER REGISTRATION NO:	BB 11425
FINDING: The boiler room door swing was not outward directed.	
RECOMMENDATION: The boiler room door swing shall be directed to outside.	
PRIORITY:	P3
REMEDIATION TIME FRAME:	2 MONTHS

FINDING NO:	B-103
CATEGORY:	BOILER ROOM
BOILER REGISTRATION NO:	BB 13751
FINDING: Combustible material was observed inside the boiler room.	
RECOMMENDATION: Boiler and its surrounding shall be free from storage, obstruction and free from slipping hazard for proper monitoring by boiler operator and other relevant maintenance technicians.	
PRIORITY:	P3
REMEDIATION TIME FRAME:	2 MONTHS

FINDING NO:	B-104
CATEGORY:	BOILER ROOM
BOILER REGISTRATION NO:	BB 13750
FINDING: Combustible material was observed inside the boiler room.	
RECOMMENDATION: Boiler and its surrounding shall be free from storage, obstruction and free from slipping hazard for proper monitoring by boiler operator and other relevant maintenance technicians.	
PRIORITY:	P3
REMEDIATION TIME FRAME:	2 MONTHS

2. INTERNAL INSPECTION & HYDROSTATIC PRESSURE TEST INSPECTION

Inspection Date	Boiler Registration Number	Author(s)
13-May-25	BB 7957	Hossain Shah Arif Md. Tanvir Siraj
20-May-25	BB 7958	Asif Iqbal Abdullah Bin Mostafa
27-May-25	BB 9979	Asif Ahmed Md. Mahfuzul Kabir
15-Jul-25	BB 9980	Gobinda Chandra Roy
22-Jul-25	BB 11425	Md. Tanvin Maksud
27-Jul-25	BB 7958, BB 11425	Hasibul Islam
15-Sep-25	BB 15209	Asif Ahmed Arif Ahamed Mithun
21-Sep-25	BB 15208	Siam Mahbub Mushfiq Ibne Kader
29-Sep-25	BB 14733	Faisal Bin Faruk
13-Oct-25	BB 14735	Gobinda Chandra Roy
20-Oct-25	BB 14736	Md. Asfaquzzaman
29-Oct-25	BB 13751	Md. Tanvin Maksud Md. Humayun Kabir Tipu
5-Nov-25	BB 13750	Md. Tanvin Maksud Susanta Roy Chowdhury
22-Jan-26	BB 15209	Mushfiq Ibne Kader Syeam Sarker

Reviewed by	:	Nazmul Hasan
Approved by	:	Md. Mehedi Hasan

FINDINGS AND RECOMMENDATIONS

The table below summarizes the identified boiler safety hazards during this inspection. Recommendations have been provided for each finding.

FINDING NO:	B-105
CATEGORY:	SCALES AND DEPOSITS
BOILER REGISTRATION NO:	BB 7958
FINDING: Hard scale found in the water level transmitter electrode.	
RECOMMENDATION: Measuring and functional equipment must be cleaned periodically. Adequate measures shall be ensured for the proper functioning of the safety and control devices.	
PRIORITY:	P1
REMEDIATION TIME FRAME:	2 WEEKS



FINDING NO:	B-106
CATEGORY:	BOILER PRESSURE PARTS
BOILER REGISTRATION NO:	BB 7958
FINDING: Two fire tubes of the boiler were found blinded, obstructing the flue gas flow.	
RECOMMENDATION: The blinded fire tubes should be replaced with new tubes to reopen the flue gas path as per manufacturer's guidance with the written permission from the Chief Inspector of Boilers.	
PRIORITY:	P2
REMEDIATION TIME FRAME:	6 MONTHS

FINDING NO:	B-107
CATEGORY:	SCALES AND DEPOSITS
BOILER REGISTRATION NO:	BB 7958
FINDING: Salt and scale formation was observed on the waterside on fire tubes, shell (1mm ~1.5mm).	
RECOMMENDATION: Cleaning is required. A water treatment station is to be used. Feed and boiler water quality and conditioning should be verified and monitored. The boiler operator should operate the boiler with proper blowdown.	
PRIORITY:	P2
REMEDIATION TIME FRAME:	1 MONTH

3. FUNCTIONAL TEST INSPECTION

Inspection Date	Boiler Registration Number	Author(s)
14-Aug-25	BB 7957, BB 9979	Syed Rayhan Sajjid
19-Nov-25	BB 9980, BB 7958, BB 11425, BB 14733	Hossain Shah Arif Nawaze Mahmud
26-Nov-23	BB 14735, BB 14736, BB 15208	Asif Ahmed Md. Humayun Kabir Tipu
10-Dec-25	BB 13750, BB 13751	Hossain Shah Arif Abdullah Bin Mostafa
17-Feb-26	BB 15209	Md. Abu Sayed

Reviewed by : Nazmul Hasan

Approved by : Md. Mehedi Hasan

FINDINGS AND RECOMMENDATIONS

The table below summarizes the identified boiler safety hazards during this inspection. Recommendations have been provided for each finding.

FINDING NO:	B-108	
CATEGORY:	MONITORING AND CONTROL SYSTEM	
BOILER REGISTRATION NO:	BB 7957	
FINDING: The Steam Pressure Limiter was missing.		
RECOMMENDATION: Steam Pressure Limiter should be installed and kept functional.		
PRIORITY:	P1	
REMEDIATION TIME FRAME:	1 MONTH	

FINDING NO:	B-109	
CATEGORY:	MONITORING AND CONTROL SYSTEM	
BOILER REGISTRATION NO:	BB 9979	
FINDING: The Steam Pressure Limiter was missing.		
RECOMMENDATION: Steam Pressure Limiter should be installed and kept functional.		
PRIORITY:	P1	
REMEDIATION TIME FRAME:	1 MONTH	

FINDING NO:	B-110	
CATEGORY:	MONITORING AND CONTROL SYSTEM	
BOILER REGISTRATION NO:	BB 15208	
FINDING: There was no interlock for the Low Low Water (LLWL) level trip of the boiler		
RECOMMENDATION: The Low Low Water (LLW) level tripping mechanism should be functional.		
PRIORITY:	P1	
REMEDIATION TIME FRAME:	1 WEEK	

FINDING NO:	B-111	
CATEGORY:	MONITORING AND CONTROL SYSTEM	
BOILER REGISTRATION NO:	BB 13750	
FINDING: There was no interlock for the Low Low Water (LLWL) level trip of the boiler		
RECOMMENDATION: The Low Low Water (LLW) level tripping mechanism should be functional.		
PRIORITY:	P1	
REMEDIATION TIME FRAME:	1 WEEK	

FINDING NO:	B-112	
CATEGORY:	MONITORING AND CONTROL SYSTEM	
BOILER REGISTRATION NO:	BB 13751	
FINDING: There was no interlock for the Low Low Water (LLWL) level trip of the boiler		
RECOMMENDATION: The Low Low Water (LLW) level tripping mechanism should be functional.		
PRIORITY:	P1	
REMEDIATION TIME FRAME:	1 WEEK	

FINDING NO:	B-113	
CATEGORY:	MONITORING AND CONTROL SYSTEM	
BOILER REGISTRATION NO:	BB 13750	
FINDING: The Steam Pressure Limiter was missing.		
RECOMMENDATION: Steam Pressure Limiter should be installed and kept functional.		
PRIORITY:	P1	
REMEDIATION TIME FRAME:	1 MONTH	

FINDING NO:	B-114	
CATEGORY:	MONITORING AND CONTROL SYSTEM	
BOILER REGISTRATION NO:	BB 13751	
FINDING: The Steam Pressure Limiter was missing.		
RECOMMENDATION: Steam Pressure Limiter should be installed and kept functional.		
PRIORITY:	P1	
REMEDIATION TIME FRAME:	1 MONTH	

FINDING NO:	B-115	
CATEGORY:	MONITORING AND CONTROL SYSTEM	
BOILER REGISTRATION NO:	BB 15209	
FINDING: The Steam Pressure Limiter was missing.		
RECOMMENDATION: Steam Pressure Limiter should be installed and kept functional.		
PRIORITY:	P1	
REMEDIATION TIME FRAME:	1 MONTH	

FINDING NO:	B-116	
CATEGORY:	MONITORING AND CONTROL SYSTEM	
BOILER REGISTRATION NO:	BB 15209	
FINDING: There was no interlock for the Low Low Water (LLWL) level trip of the boiler		
RECOMMENDATION: The Low Low Water (LLW) level tripping mechanism should be functional.		
PRIORITY:	P1	
REMEDIATION TIME FRAME:	1 WEEK	