# BOILER SAFETY REPORT

## Zaber & Zubair Fabrics Ltd

**Factory ID:** 9276

**Address:** Pagar, Tongi, Gazipur Tongi, Gazipur Dhaka

**GPS Coordinates:** 23.902847, 90.426492

| | | |
|---|---|---|
| **Factory List** | : | Zaber & Zubair Fabrics Ltd (9276)<br>Zaber & Zubair Fabrics Ltd (extension) (24222)<br>Noman Fashion Fabrics Ltd. (9786) |
| **Number of Boilers** | : | 13 |
| **Boiler Registration Numbers** | : | BB 5338, BB 5820, BB 5821, BB 5836, BB 6951, BB 7634, BB 7656, BB 7657, BB 7658, BB 7659, BB 12015, BB 12648, BB 14540 |

RSC RMG SUSTAINABILITY COUNCIL

# EXECUTIVE SUMMARY

A comprehensive boiler safety inspection of the factory – **Zaber & Zubair Fabrics Ltd (9276)** was conducted by the RMG Sustainability Council, covering 13 boilers bearing the registration numbers – BB 5338, BB 5820, BB 5821, BB 5836, BB 6951, BB 7634, BB 7656, BB 7657, BB 7658, BB 7659, BB 12015, BB 12648 and BB 14540. The inspection aimed for the safety checks of the boiler and provide recommendations for safe operation and maintenance.

The inspection process was divided into three distinct parts. Firstly, an external visual inspection was carried out to evaluate the overall condition of the boiler and provide guidance for the upcoming full-fledged boiler safety inspection. Next, an internal inspection and hydrostatic pressure test (commonly referred to as a hydrotest) inspection was conducted to assess the safety and structural integrity of the boiler. Sufficient time was allocated to allow the factory to prepare for the final inspection stage, which involved a functional test inspection. This stage required the boiler to be operational to enable the inspection team to verify the functionality of different safety circuits.

**From the inspection observations -**

BB 5338, BB 5821, BB 7656, BB 7658, BB 7659, BB 12015, BB 12648 and BB 14540 are in operable condition, but a few issues - outlined in this report, are to be addressed in a timely manner.

| **Boiler Registration Number** | **External visual inspection** | **Internal & Hydrotest inspection** | | **Functional test inspection** | |
|---|---|---|---|---|---|
| | Date | Date | Remarks | Date | Remarks |
| BB 5338 | 11-Sep-22 | 24-Apr-24<br>01-Oct-24 | On 24-Apr-24, the inspection was not completed due to heavy scales on waterside & pressure part repair (4 no's fire tubes were blinded) without the necessary documentation. After the factory resolved the issues, another inspection was scheduled on 01-Oct-24 which was not completed due | 13-May-25 | There was no optical alarm when the limiter was activated. |

| | | | | | |
|---|---|---|---|---|---|
| | | 23-Feb-25 | to heavy scales on waterside. Further inspection was attempted on 23-Feb-25 after the factory descaled the boiler and the inspection was satisfactory. | | |
| BB 5820 | 11-Sep-22 | The office of the Chief Inspector of Boilers acknowledged the boiler selling application of this boiler as of 24-Sep-23 | | | |
| BB 5821 | 11-Sep-22 | 13-Feb-25 | Satisfactory | 13-May-25 | Steam pressure limiter missing, No interlock for LLWL |
| BB 5836 | 11-Sep-22 | The Office of the Chief Inspector of Boilers (CIoB) acknowledged the temporary shutdown application for this boiler on 13-Mar-25. | | | |
| BB 6951 | 11-Sep-22 | The office of the Chief Inspector of Boilers acknowledged the permanent shutdown application of this boiler as of 19-Dec-24. | | | |
| BB 7634 | 11-Sep-22 | The office of the Chief Inspector of Boilers acknowledged the permanent shutdown application of this boiler as of 24-Jun-25 | | | |
| BB 7656 | 11-Sep-22 | 19-May-24 | On 19-May-24, the internal inspection was not satisfactory and hydrotest was not attempted due to heavy scales and unauthorized repair work. Another inspection was attempted on 12-Mar-25 after the factory descaled the boiler and provided documents regarding repair work, and the inspection was satisfactory. | 20-May-25 | |
| | | 12-Mar-25 | | | |

| | | | | | |
|---|---|---|---|---|---|
| BB 7657 | 11-Sep-22 | 23-Feb-25 | The office of the Chief Inspector of Boilers acknowledged the permanent shutdown application of this boiler as of 15-Mar-25. | | |
| BB 7658 | 11-Sep-22 | 6-May-25<br>13-Jan-26 | On 6-May-25, the internal inspection was not satisfactory and hydrotest was not attempted due to heavy scales on waterside. Another inspection was attempted on 13-Jan-26 after the factory descaled the boiler and the inspection was satisfactory. | 11-Mar-26 | Steam pressure limiter missing and No interlock for LLWL |
| BB 7659 | 11-Sep-22 | 7-May-24<br>23-Sep-24 | On 7-May-24, the inspection was not completed due to pressure part repair / replace (multiple tube change & Welding) without the necessary documentation. After the documentation was reviewed, another inspection was scheduled on 23-Sep-24, and the inspection was satisfactory. | 24-Oct-24 | Steam pressure limiter missing |
| BB 12015 | 11-Sep-22 | 29-Apr-25 | On 29-Apr-25, the inspection was not completed due to pressure part leakage & deformation. After the issue was | 27-Oct-25 | The Steam Pressure Controller was missing. |

| | | | | | |
|---|---|---|---|---|---|
| | | 31-Aug-25 | resolved as per RSC guideline, another inspection was scheduled on 31-Aug-25, and the inspection was satisfactory. | | |
| BB 12648 | 11-Sep-22 | 28-May-24<br>11-Nov-24 | On 28-May-24, the internal inspection was not satisfactory and hydrotest was not attempted due to heavy scales on waterside. Another inspection was attempted on 11-Nov-24 after the factory descaled the boiler and the inspection was satisfactory. | 13-May-25 | |
| BB 14540 | 13-Feb-25 | 3-Mar-25 | Satisfactory | 20-May-25 | |

## LIMITATIONS

The information in this boiler safety inspection report was obtained during a factory visit and discussion with local factory management. Services performed by the inspectors are conducted in a manner consistent with the level of care and skill generally exercised by members of the engineering and auditing profession. However, an effort has been made to discover all meaningful areas within the stipulated time.

In evaluating the subject site, the inspector relies on good faith in the information provided by factory management or employees. The inspector assumes that the information provided is factual, accurate and accepts no responsibility for any deficiency, misstatement or inaccuracies contained in this report as a result of omission or misrepresentation of any person interviewed or contacted.

The findings and recommendations in this report are not intended to imply, guarantee, ensure or warrant compliance with any government regulations. Additionally, the results do not imply in any way that compliance with the findings or recommendations, as stated in this report, will eliminate all risks or exposures not referred to in this report. Compliance with the findings and recommendations stated in this report does not relieve the factory from the obligation to comply with specific project requirements, industry standards, or the provisions of any local government regulations.

In case any critical safety concerns are found that require the RSC to recommend an immediate boiler shutdown, for applicable cases, the RSC will inform the Chief Inspector of Boilers (CIoB) office and collaborate with them on all subsequent steps to remediate the issue(s).

Unless the RMG Sustainability Council (RSC) provides express prior written consent, no part of this document may be reproduced, distributed, or communicated to any third party.

## 1. EXTERNAL VISUAL INSPECTION

| Inspection Date | Boiler Registration Number | Author(s) |
|---|---|---|
| 11-Sep-22 | BB 5338, BB 5820, BB 5821, BB 5836, BB 6951, BB 7634, BB 7656, BB 7657, BB 7658, BB 7659, BB 12015, BB 12648 | Kazi Sefat-E-Nur |
| 13-Feb-25 | BB 14540 | Syed Salman Saeed<br>Hasibul Islam |

**Reviewed by** : Md. Mahfuzul Kabir

**Approved by** : Md. Mehedi Hasan

## FINDINGS AND RECOMMENDATIONS

The table below summarizes the identified boiler safety hazards during the external visual inspection. Recommendations have been provided for each finding.

| | | |
|---|---|---|
| **FINDING NO:** | B-1 | |
| **CATEGORY:** | ELECTRICAL WIRING SYSTEM | |
| **BOILER REGISTRATION NO:** | BB 5338 | |
| **FINDING:**<br>No emergency stop push switch was available near the entrance outside of the boiler room and on the boiler control panel. | | |
| **RECOMMENDATION:**<br>Emergency stop push switches must be installed on the boiler control panel and outside the boiler room near the entrance door. | | |
| **PRIORITY:** | P3 | |
| **REMEDIATION TIME FRAME:** | 2 MONTHS | |

| | |
|---|---|
| **FINDING NO:** | B-2 |
| **CATEGORY:** | ELECTRICAL WIRING SYSTEM |
| **BOILER REGISTRATION NO:** | BB 5820 |
| **FINDING:**<br>No emergency stop push switch was available near the entrance outside of the boiler room and on the boiler control panel. | |
| **RECOMMENDATION:**<br>Emergency stop push switches must be installed on the boiler control panel and outside the boiler room near the entrance door. | |
| **PRIORITY:** | P3 |
| **REMEDIATION TIME FRAME:** | 2 MONTHS |

| | | |
|---|---|---|
| **FINDING NO:** | B-3 | |
| **CATEGORY:** | ELECTRICAL WIRING SYSTEM | |
| **BOILER REGISTRATION NO:** | BB 5821 | |
| **FINDING:**<br>No emergency stop push switch was available near the entrance outside of the boiler room and on the boiler control panel. | | |
| **RECOMMENDATION:**<br>Emergency stop push switches must be installed on the boiler control panel and outside the boiler room near the entrance door. | | |
| **PRIORITY:** | P3 | |
| **REMEDIATION TIME FRAME:** | 2 MONTHS | |

| | | |
|---|---|---|
| **FINDING NO:** | B-4 | |
| **CATEGORY:** | ELECTRICAL WIRING SYSTEM | |
| **BOILER REGISTRATION NO:** | BB 5836 | |
| **FINDING:**<br>No emergency stop push switch was available near the entrance outside of the boiler room and on the boiler control panel. | | |
| **RECOMMENDATION:**<br>Emergency stop push switches must be installed on the boiler control panel and outside the boiler room near the entrance door. | | |
| **PRIORITY:** | P3 | |
| **REMEDIATION TIME FRAME:** | 2 MONTHS | |

| | | |
|---|---|---|
| **FINDING NO:** | B-5 | |
| **CATEGORY:** | ELECTRICAL WIRING SYSTEM | |
| **BOILER REGISTRATION NO:** | BB 6951 | |
| **FINDING:**<br>No emergency stop push switch was available near the entrance outside of the boiler room and on the boiler control panel. | | |
| **RECOMMENDATION:**<br>Emergency stop push switches must be installed on the boiler control panel and outside the boiler room near the entrance door. | | |
| **PRIORITY:** | P3 | |
| **REMEDIATION TIME FRAME:** | 2 MONTHS | |

| | | |
|---|---|---|
| **FINDING NO:** | B-6 | |
| **CATEGORY:** | ELECTRICAL WIRING SYSTEM | |
| **BOILER REGISTRATION NO:** | BB 7634 | |
| **FINDING:**<br>No emergency stop push switch was available near the entrance outside of the boiler room and on the boiler control panel. | | |
| **RECOMMENDATION:**<br>Emergency stop push switches must be installed on the boiler control panel and outside the boiler room near the entrance door. | | |
| **PRIORITY:** | P3 | |
| **REMEDIATION TIME FRAME:** | 2 MONTHS | |

| | | |
|---|---|---|
| **FINDING NO:** | B-7 | |
| **CATEGORY:** | ELECTRICAL WIRING SYSTEM | |
| **BOILER REGISTRATION NO:** | BB 7656 | |
| **FINDING:**<br>No emergency stop push switch was available near the entrance outside of the boiler room and on the boiler control panel. | | |
| **RECOMMENDATION:**<br>Emergency stop push switches must be installed on the boiler control panel and outside the boiler room near the entrance door. | | |
| **PRIORITY:** | P3 | |
| **REMEDIATION TIME FRAME:** | 2 MONTHS | |

| | | |
|---|---|---|
| **FINDING NO:** | B-8 | |
| **CATEGORY:** | ELECTRICAL WIRING SYSTEM | |
| **BOILER REGISTRATION NO:** | BB 7657 | |
| **FINDING:**<br>No emergency stop push switch was available near the entrance outside of the boiler room and on the boiler control panel. | | |
| **RECOMMENDATION:**<br>Emergency stop push switches must be installed on the boiler control panel and outside the boiler room near the entrance door. | | |
| **PRIORITY:** | P3 | |
| **REMEDIATION TIME FRAME:** | 2 MONTHS | |

| | | |
|---|---|---|
| **FINDING NO:** | B-9 | |
| **CATEGORY:** | ELECTRICAL WIRING SYSTEM | |
| **BOILER REGISTRATION NO:** | BB 7658 | |
| **FINDING:**<br>No emergency stop push switch was available near the entrance outside of the boiler room and on the boiler control panel. | | |
| **RECOMMENDATION:**<br>Emergency stop push switches must be installed on the boiler control panel and outside the boiler room near the entrance door. | | |
| **PRIORITY:** | P3 | |
| **REMEDIATION TIME FRAME:** | 2 MONTHS | |

| | | |
|---|---|---|
| **FINDING NO:** | B-10 | |
| **CATEGORY:** | ELECTRICAL WIRING SYSTEM | |
| **BOILER REGISTRATION NO:** | BB 7659 | |
| **FINDING:**<br>No emergency stop push switch was available near the entrance outside of the boiler room and on the boiler control panel. | | |
| **RECOMMENDATION:**<br>Emergency stop push switches must be installed on the boiler control panel and outside the boiler room near the entrance door. | | |
| **PRIORITY:** | P3 | |
| **REMEDIATION TIME FRAME:** | 2 MONTHS | |

| | | |
|---|---|---|
| **FINDING NO:** | B-11 | |
| **CATEGORY:** | ELECTRICAL WIRING SYSTEM | |
| **BOILER REGISTRATION NO:** | BB 12015 | |
| **FINDING:**<br>No emergency stop push switch was available near the entrance outside of the boiler room and on the boiler control panel. | | |
| **RECOMMENDATION:**<br>Emergency stop push switches must be installed on the boiler control panel and outside the boiler room near the entrance door. | | |
| **PRIORITY:** | P3 | |
| **REMEDIATION TIME FRAME:** | 2 MONTHS | |

| | | |
|---|---|---|
| **FINDING NO:** | B-12 | |
| **CATEGORY:** | ELECTRICAL WIRING SYSTEM | |
| **BOILER REGISTRATION NO:** | BB 12648 | |
| **FINDING:**<br>No emergency stop push switch was available near the entrance outside of the boiler room and on the boiler control panel. | | |
| **RECOMMENDATION:**<br>Emergency stop push switches must be installed on the boiler control panel and outside the boiler room near the entrance door. | | |
| **PRIORITY:** | P3 | |
| **REMEDIATION TIME FRAME:** | 2 MONTHS | |

| | | |
|---|---|---|
| **FINDING NO:** | B-13 | |
| **CATEGORY:** | MONITORING AND CONTROL SYSTEM | |
| **BOILER REGISTRATION NO:** | BB 5338 | |
| **FINDING:**<br><br>Low Low Water Level (LLWL) was not marked properly on water level gauge glass system. | | |
| **RECOMMENDATION:**<br><br>The Low Low Water Level (LLWL) should be marked beside the gauge glass on a separate arrangement so that the water level can be visualized and identified clearly. | | |
| **PRIORITY:** | P3 | |
| **REMEDIATION TIME FRAME:** | 2 MONTHS | |

| | | |
|---|---|---|
| **FINDING NO:** | B-14 | |
| **CATEGORY:** | MONITORING AND CONTROL SYSTEM | |
| **BOILER REGISTRATION NO:** | BB 5820 | |
| **FINDING:**<br><br>Low Low Water Level (LLWL) was not marked properly on water level gauge glass system. | | |
| **RECOMMENDATION:**<br><br>The Low Low Water Level (LLWL) should be marked beside the gauge glass on a separate arrangement so that the water level can be visualized and identified clearly. | | |
| **PRIORITY:** | P3 | |
| **REMEDIATION TIME FRAME:** | 2 MONTHS | |

| | | |
|---|---|---|
| **FINDING NO:** | B-15 | |
| **CATEGORY:** | MONITORING AND CONTROL SYSTEM | |
| **BOILER REGISTRATION NO:** | BB 5821 | |
| **FINDING:**<br><br>Low Low Water Level (LLWL) was not marked properly on water level gauge glass system. | | |
| **RECOMMENDATION:**<br><br>The Low Low Water Level (LLWL) should be marked beside the gauge glass on a separate arrangement so that the water level can be visualized and identified clearly. | | |
| **PRIORITY:** | P3 | |
| **REMEDIATION TIME FRAME:** | 2 MONTHS | |

| | | |
|---|---|---|
| **FINDING NO:** | B-16 | |
| **CATEGORY:** | MONITORING AND CONTROL SYSTEM | |
| **BOILER REGISTRATION NO:** | BB 5836 | |
| **FINDING:**<br><br>Low Low Water Level (LLWL) was not marked properly on water level gauge glass system. | | |
| **RECOMMENDATION:**<br><br>The Low Low Water Level (LLWL) should be marked beside the gauge glass on a separate arrangement so that the water level can be visualized and identified clearly. | | |
| **PRIORITY:** | P3 | |
| **REMEDIATION TIME FRAME:** | 2 MONTHS | |

| | | |
|---|---|---|
| **FINDING NO:** | B-17 | |
| **CATEGORY:** | MONITORING AND CONTROL SYSTEM | |
| **BOILER REGISTRATION NO:** | BB 6951 | |
| **FINDING:**<br><br>Low Low Water Level (LLWL) was not marked properly on water level gauge glass system. | | |
| **RECOMMENDATION:**<br><br>The Low Low Water Level (LLWL) should be marked beside the gauge glass on a separate arrangement so that the water level can be visualized and identified clearly. | | |
| **PRIORITY:** | P3 | |
| **REMEDIATION TIME FRAME:** | 2 MONTHS | |

| | | |
|---|---|---|
| **FINDING NO:** | B-18 | |
| **CATEGORY:** | MONITORING AND CONTROL SYSTEM | |
| **BOILER REGISTRATION NO:** | BB 7634 | |
| **FINDING:**<br><br>Low Low Water Level (LLWL) was not marked properly on water level gauge glass system. | | |
| **RECOMMENDATION:**<br><br>The Low Low Water Level (LLWL) should be marked beside the gauge glass on a separate arrangement so that the water level can be visualized and identified clearly. | | |
| **PRIORITY:** | P3 | |
| **REMEDIATION TIME FRAME:** | 2 MONTHS | |

| | | |
|---|---|---|
| **FINDING NO:** | B-19 | |
| **CATEGORY:** | MONITORING AND CONTROL SYSTEM | |
| **BOILER REGISTRATION NO:** | BB 7656 | |
| **FINDING:**<br><br>Low Low Water Level (LLWL) was not marked properly on water level gauge glass system. | | |
| **RECOMMENDATION:**<br><br>The Low Low Water Level (LLWL) should be marked beside the gauge glass on a separate arrangement so that the water level can be visualized and identified clearly. | | |
| **PRIORITY:** | P3 | |
| **REMEDIATION TIME FRAME:** | 2 MONTHS | |

| | | |
|---|---|---|
| **FINDING NO:** | B-20 | |
| **CATEGORY:** | MONITORING AND CONTROL SYSTEM | |
| **BOILER REGISTRATION NO:** | BB 7657 | |
| **FINDING:**<br><br>Low Low Water Level (LLWL) was not marked properly on water level gauge glass system. | | |
| **RECOMMENDATION:**<br><br>The Low Low Water Level (LLWL) should be marked beside the gauge glass on a separate arrangement so that the water level can be visualized and identified clearly. | | |
| **PRIORITY:** | P3 | |
| **REMEDIATION TIME FRAME:** | 2 MONTHS | |

| | | |
|---|---|---|
| **FINDING NO:** | B-21 | |
| **CATEGORY:** | MONITORING AND CONTROL SYSTEM | |
| **BOILER REGISTRATION NO:** | BB 7658 | |
| **FINDING:**<br><br>Low Low Water Level (LLWL) was not marked properly on water level gauge glass system. | | |
| **RECOMMENDATION:**<br><br>The Low Low Water Level (LLWL) should be marked beside the gauge glass on a separate arrangement so that the water level can be visualized and identified clearly. | | |
| **PRIORITY:** | P3 | |
| **REMEDIATION TIME FRAME:** | 2 MONTHS | |

| | | |
|---|---|---|
| **FINDING NO:** | B-22 | |
| **CATEGORY:** | MONITORING AND CONTROL SYSTEM | |
| **BOILER REGISTRATION NO:** | BB 7659 | |
| **FINDING:**<br><br>Low Low Water Level (LLWL) was not marked properly on water level gauge glass system. | | |
| **RECOMMENDATION:**<br><br>The Low Low Water Level (LLWL) should be marked beside the gauge glass on a separate arrangement so that the water level can be visualized and identified clearly. | | |
| **PRIORITY:** | P3 | |
| **REMEDIATION TIME FRAME:** | 2 MONTHS | |

| | | |
|---|---|---|
| **FINDING NO:** | B-23 | |
| **CATEGORY:** | MONITORING AND CONTROL SYSTEM | |
| **BOILER REGISTRATION NO:** | BB 12015 | |
| **FINDING:**<br><br>Low Low Water Level (LLWL) was not marked properly on water level gauge glass system. | | |
| **RECOMMENDATION:**<br><br>The Low Low Water Level (LLWL) should be marked beside the gauge glass on a separate arrangement so that the water level can be visualized and identified clearly. | | |
| **PRIORITY:** | P3 | |
| **REMEDIATION TIME FRAME:** | 2 MONTHS | |

| | | |
|---|---|---|
| **FINDING NO:** | B-24 | |
| **CATEGORY:** | MONITORING AND CONTROL SYSTEM | |
| **BOILER REGISTRATION NO:** | BB 12648 | |
| **FINDING:**<br><br>Low Low Water Level (LLWL) was not marked properly on water level gauge glass system. | | |
| **RECOMMENDATION:**<br><br>The Low Low Water Level (LLWL) should be marked beside the gauge glass on a separate arrangement so that the water level can be visualized and identified clearly. | | |
| **PRIORITY:** | P3 | |
| **REMEDIATION TIME FRAME:** | 2 MONTHS | |

| | |
|---|---|
| **FINDING NO:** | B-25 |
| **CATEGORY:** | DOCUMENTATION |
| **BOILER REGISTRATION NO:** | BB 5338 |
| **FINDING:**<br><br>Necessary technical documents are not available to verify boiler design and operation parameters. | |
| **RECOMMENDATION:**<br><br>Documentation including manufacturing drawings & calculations, Piping & Instrumentation diagram, electrical wiring diagram, commissioning documents, data sheets of mountings, accessories & feed water pump, boiler operational & maintenance logbook, operation and maintenance manual, water treatment design & calculation, flue gas analysis report and water treatment report shall be available to verify the present condition of the boiler. | |
| **PRIORITY:** | P3 |
| **REMEDIATION TIME FRAME:** | 2 MONTHS |

| | | |
|---|---|---|
| **FINDING NO:** | B-26 | |
| **CATEGORY:** | DOCUMENTATION | |
| **BOILER REGISTRATION NO:** | BB 5820 | |
| **FINDING:**<br><br>Necessary technical documents are not available to verify boiler design and operation parameters. | | |
| **RECOMMENDATION:**<br><br>Documentation including manufacturing drawings & calculations, Piping & Instrumentation diagram, electrical wiring diagram, commissioning documents, data sheets of mountings, accessories & feed water pump, boiler operational & maintenance logbook, operation and maintenance manual, water treatment design & calculation, flue gas analysis report and water treatment report shall be available to verify the present condition of the boiler. | | |
| **PRIORITY:** | P3 | |
| **REMEDIATION TIME FRAME:** | 2 MONTHS | |

| | | |
|---|---|---|
| **FINDING NO:** | B-27 | |
| **CATEGORY:** | DOCUMENTATION | |
| **BOILER REGISTRATION NO:** | BB 5821 | |
| **FINDING:**<br><br>Necessary technical documents are not available to verify boiler design and operation parameters. | | |
| **RECOMMENDATION:**<br><br>Documentation including manufacturing drawings & calculations, Piping & Instrumentation diagram, electrical wiring diagram, commissioning documents, data sheets of mountings, accessories & feed water pump, boiler operational & maintenance logbook, operation and maintenance manual, water treatment design & calculation, flue gas analysis report and water treatment report shall be available to verify the present condition of the boiler. | | |
| **PRIORITY:** | P3 | |
| **REMEDIATION TIME FRAME:** | 2 MONTHS | |

| | |
|---|---|
| **FINDING NO:** | B-28 |
| **CATEGORY:** | DOCUMENTATION |
| **BOILER REGISTRATION NO:** | BB 5836 |
| **FINDING:**<br><br>Necessary technical documents are not available to verify boiler design and operation parameters. | |
| **RECOMMENDATION:**<br><br>Documentation including manufacturing drawings & calculations, Piping & Instrumentation diagram, electrical wiring diagram, commissioning documents, data sheets of mountings, accessories & feed water pump, boiler operational & maintenance logbook, operation and maintenance manual, water treatment design & calculation, flue gas analysis report and water treatment report shall be available to verify the present condition of the boiler. | |
| **PRIORITY:** | P3 |
| **REMEDIATION TIME FRAME:** | 2 MONTHS |

| | |
|---|---|
| **FINDING NO:** | B-29 |
| **CATEGORY:** | DOCUMENTATION |
| **BOILER REGISTRATION NO:** | BB 6951 |
| **FINDING:**<br><br>Necessary technical documents are not available to verify boiler design and operation parameters. | |
| **RECOMMENDATION:**<br><br>Documentation including manufacturing drawings & calculations, Piping & Instrumentation diagram, electrical wiring diagram, commissioning documents, data sheets of mountings, accessories & feed water pump, boiler operational & maintenance logbook, operation and maintenance manual, water treatment design & calculation, flue gas analysis report and water treatment report shall be available to verify the present condition of the boiler. | |
| **PRIORITY:** | P3 |
| **REMEDIATION TIME FRAME:** | 2 MONTHS |

| | |
|---|---|
| **FINDING NO:** | B-30 |
| **CATEGORY:** | DOCUMENTATION |
| **BOILER REGISTRATION NO:** | BB 7634 |
| **FINDING:**<br><br>Necessary technical documents are not available to verify boiler design and operation parameters. | |
| **RECOMMENDATION:**<br><br>Documentation including manufacturing drawings & calculations, Piping & Instrumentation diagram, electrical wiring diagram, commissioning documents, data sheets of mountings, accessories & feed water pump, boiler operational & maintenance logbook, operation and maintenance manual, water treatment design & calculation, flue gas analysis report and water treatment report shall be available to verify the present condition of the boiler. | |
| **PRIORITY:** | P3 |
| **REMEDIATION TIME FRAME:** | 2 MONTHS |

| | |
|---|---|
| **FINDING NO:** | B-31 |
| **CATEGORY:** | DOCUMENTATION |
| **BOILER REGISTRATION NO:** | BB 7656 |
| **FINDING:**<br><br>Necessary technical documents are not available to verify boiler design and operation parameters. | |
| **RECOMMENDATION:**<br><br>Documentation including manufacturing drawings & calculations, Piping & Instrumentation diagram, electrical wiring diagram, commissioning documents, data sheets of mountings, accessories & feed water pump, boiler operational & maintenance logbook, operation and maintenance manual, water treatment design & calculation, flue gas analysis report and water treatment report shall be available to verify the present condition of the boiler. | |
| **PRIORITY:** | P3 |
| **REMEDIATION TIME FRAME:** | 2 MONTHS |

| | |
|---|---|
| **FINDING NO:** | B-32 |
| **CATEGORY:** | DOCUMENTATION |
| **BOILER REGISTRATION NO:** | BB 7657 |
| **FINDING:**<br><br>Necessary technical documents are not available to verify boiler design and operation parameters. | |
| **RECOMMENDATION:**<br><br>Documentation including manufacturing drawings & calculations, Piping & Instrumentation diagram, electrical wiring diagram, commissioning documents, data sheets of mountings, accessories & feed water pump, boiler operational & maintenance logbook, operation and maintenance manual, water treatment design & calculation, flue gas analysis report and water treatment report shall be available to verify the present condition of the boiler. | |
| **PRIORITY:** | P3 |
| **REMEDIATION TIME FRAME:** | 2 MONTHS |

| | |
|---|---|
| **FINDING NO:** | B-33 |
| **CATEGORY:** | DOCUMENTATION |
| **BOILER REGISTRATION NO:** | BB 7658 |
| **FINDING:**<br><br>Necessary technical documents are not available to verify boiler design and operation parameters. | |
| **RECOMMENDATION:**<br><br>Documentation including manufacturing drawings & calculations, Piping & Instrumentation diagram, electrical wiring diagram, commissioning documents, data sheets of mountings, accessories & feed water pump, boiler operational & maintenance logbook, operation and maintenance manual, water treatment design & calculation, flue gas analysis report and water treatment report shall be available to verify the present condition of the boiler. | |
| **PRIORITY:** | P3 |
| **REMEDIATION TIME FRAME:** | 2 MONTHS |

| | |
|---|---|
| **FINDING NO:** | B-34 |
| **CATEGORY:** | DOCUMENTATION |
| **BOILER REGISTRATION NO:** | BB 7659 |
| **FINDING:**<br><br>Necessary technical documents are not available to verify boiler design and operation parameters. | |
| **RECOMMENDATION:**<br><br>Documentation including manufacturing drawings & calculations, Piping & Instrumentation diagram, electrical wiring diagram, commissioning documents, data sheets of mountings, accessories & feed water pump, boiler operational & maintenance logbook, operation and maintenance manual, water treatment design & calculation, flue gas analysis report and water treatment report shall be available to verify the present condition of the boiler. | |
| **PRIORITY:** | P3 |
| **REMEDIATION TIME FRAME:** | 2 MONTHS |

| | |
|---|---|
| **FINDING NO:** | B-35 |
| **CATEGORY:** | DOCUMENTATION |
| **BOILER REGISTRATION NO:** | BB 12015 |
| **FINDING:**<br><br>Necessary technical documents are not available to verify boiler design and operation parameters. | |
| **RECOMMENDATION:**<br><br>Documentation including manufacturing drawings & calculations, Piping & Instrumentation diagram, electrical wiring diagram, commissioning documents, data sheets of mountings, accessories & feed water pump, boiler operational & maintenance logbook, operation and maintenance manual, water treatment design & calculation, flue gas analysis report and water treatment report shall be available to verify the present condition of the boiler. | |
| **PRIORITY:** | P3 |
| **REMEDIATION TIME FRAME:** | 2 MONTHS |

| | |
|---|---|
| **FINDING NO:** | B-36 |
| **CATEGORY:** | DOCUMENTATION |
| **BOILER REGISTRATION NO:** | BB 12648 |
| **FINDING:**<br><br>Necessary technical documents are not available to verify boiler design and operation parameters. | |
| **RECOMMENDATION:**<br><br>Documentation including manufacturing drawings & calculations, Piping & Instrumentation diagram, electrical wiring diagram, commissioning documents, data sheets of mountings, accessories & feed water pump, boiler operational & maintenance logbook, operation and maintenance manual, water treatment design & calculation, flue gas analysis report and water treatment report shall be available to verify the present condition of the boiler. | |
| **PRIORITY:** | P3 |
| **REMEDIATION TIME FRAME:** | 2 MONTHS |

| | | |
|---|---|---|
| **FINDING NO:** | B-37 | |
| **CATEGORY:** | IDENTIFICATION | |
| **BOILER REGISTRATION NO:** | BB 5338 | |
| **FINDING:**<br><br>Nameplates for feed pump and safety valve were illegible / covered with paint and scratches. | | |
| **RECOMMENDATION:**<br><br>Name plates shall permanently be fixed on the equipment and clearly readable. Manufacturer's technical documents regarding the equipment shall be provided. | | |
| **PRIORITY:** | P2 | |
| **REMEDIATION TIME FRAME:** | 1 MONTH | |

| | | |
|---|---|---|
| **FINDING NO:** | B-38 | |
| **CATEGORY:** | IDENTIFICATION | |
| **BOILER REGISTRATION NO:** | BB 5820 | |
| **FINDING:**<br><br>Nameplates for feed pump and safety valve were illegible / covered with paint and scratches. | | |
| **RECOMMENDATION:**<br><br>Name plates shall permanently be fixed on the equipment and clearly readable. Manufacturer's technical documents regarding the equipment shall be provided. | | |
| **PRIORITY:** | P2 | |
| **REMEDIATION TIME FRAME:** | 1 MONTH | |

| | | |
|---|---|---|
| **FINDING NO:** | B-39 | |
| **CATEGORY:** | IDENTIFICATION | |
| **BOILER REGISTRATION NO:** | BB 5821 | |
| **FINDING:**<br><br>Nameplates for feed pump and safety valve were illegible / covered with paint and scratches. | | |
| **RECOMMENDATION:**<br><br>Name plates shall permanently be fixed on the equipment and clearly readable. Manufacturer's technical documents regarding the equipment shall be provided. | | |
| **PRIORITY:** | P2 | |
| **REMEDIATION TIME FRAME:** | 1 MONTH | |

| | | |
|---|---|---|
| **FINDING NO:** | B-40 | |
| **CATEGORY:** | IDENTIFICATION | |
| **BOILER REGISTRATION NO:** | BB 5836 | |
| **FINDING:**<br><br>Nameplates for feed pump and safety valve were illegible / covered with paint and scratches. | | |
| **RECOMMENDATION:**<br><br>Name plates shall permanently be fixed on the equipment and clearly readable. Manufacturer's technical documents regarding the equipment shall be provided. | | |
| **PRIORITY:** | P2 | |
| **REMEDIATION TIME FRAME:** | 1 MONTH | |

| | | |
|---|---|---|
| **FINDING NO:** | B-41 | |
| **CATEGORY:** | IDENTIFICATION | |
| **BOILER REGISTRATION NO:** | BB 7659 | |
| **FINDING:**<br><br>Nameplates for feed pump and safety valve were illegible / covered with paint and scratches. | | |
| **RECOMMENDATION:**<br><br>Name plates shall permanently be fixed on the equipment and clearly readable. Manufacturer's technical documents regarding the equipment shall be provided. | | |
| **PRIORITY:** | P2 | |
| **REMEDIATION TIME FRAME:** | 1 MONTH | |

| | | |
|---|---|---|
| **FINDING NO:** | B-42 | |
| **CATEGORY:** | IDENTIFICATION | |
| **BOILER REGISTRATION NO:** | BB 5820 | |
| **FINDING:**<br><br>Inconsistency was observed between the nameplate data & the CIoB provided certificate copy for the boiler for maker's number. | | |
| **RECOMMENDATION:**<br><br>Information provided in the nameplate and in the CIoB provided certificate shall be consistent. Any alteration shall be approved from the CIoB and a copy to be preserved on site. | | |
| **PRIORITY:** | P2 | |
| **REMEDIATION TIME FRAME:** | 2 MONTHS | |

| | | |
|---|---|---|
| **FINDING NO:** | B-43 | |
| **CATEGORY:** | IDENTIFICATION | |
| **BOILER REGISTRATION NO:** | BB 7656 | |
| **FINDING:**<br>Inconsistency was observed between the nameplate data & the CIoB provided certificate copy for the boiler for maker's number. | | |
| **RECOMMENDATION:**<br>Information provided in the nameplate and in the CIoB provided certificate shall be consistent. Any alteration shall be approved from the CIoB and a copy to be preserved on site. | | |
| **PRIORITY:** | P2 | |
| **REMEDIATION TIME FRAME:** | 2 MONTHS | |

| | | |
|---|---|---|
| **FINDING NO:** | B-44 | |
| **CATEGORY:** | IDENTIFICATION | |
| **BOILER REGISTRATION NO:** | BB 7657 | |
| **FINDING:**<br>Inconsistency was observed between the nameplate data & the CIoB provided certificate copy for the boiler for maker's number. | | |
| **RECOMMENDATION:**<br>Information provided in the nameplate and in the CIoB provided certificate shall be consistent. Any alteration shall be approved from the CIoB and a copy to be preserved on site. | | |
| **PRIORITY:** | P2 | |
| **REMEDIATION TIME FRAME:** | 2 MONTHS | |

| | | |
|---|---|---|
| **FINDING NO:** | B-45 | |
| **CATEGORY:** | IDENTIFICATION | |
| **BOILER REGISTRATION NO:** | BB 7658 | |
| **FINDING:**<br>Inconsistency was observed between the nameplate data & the CIoB provided certificate copy for the boiler for maker's number. | | |
| **RECOMMENDATION:**<br>Information provided in the nameplate and in the CIoB provided certificate shall be consistent. Any alteration shall be approved from the CIoB and a copy to be preserved on site. | | |
| **PRIORITY:** | P2 | |
| **REMEDIATION TIME FRAME:** | 2 MONTHS | |

| | | |
|---|---|---|
| **FINDING NO:** | B-46 | |
| **CATEGORY:** | IDENTIFICATION | |
| **BOILER REGISTRATION NO:** | BB 7659 | |
| **FINDING:**<br>Inconsistency was observed between the nameplate data & the CIoB provided certificate copy for the boiler for maker's number. | | |
| **RECOMMENDATION:**<br>Information provided in the nameplate and in the CIoB provided certificate shall be consistent. Any alteration shall be approved from the CIoB and a copy to be preserved on site. | | |
| **PRIORITY:** | P2 | |
| **REMEDIATION TIME FRAME:** | 2 MONTHS | |

| | | |
|---|---|---|
| **FINDING NO:** | B-47 | |
| **CATEGORY:** | IDENTIFICATION | |
| **BOILER REGISTRATION NO:** | BB 5836 | |
| **FINDING:**<br>Inconsistency was observed between the nameplate data (Heating Surface) & the CIoB provided certificate copy for the boiler. | | |
| **RECOMMENDATION:**<br>Information provided in the nameplate and in the CIoB provided certificate shall be consistent. Any alteration shall be approved from the CIoB and a copy to be preserved on site. | | |
| **PRIORITY:** | P2 | |
| **REMEDIATION TIME FRAME:** | 2 MONTHS | |

| | | |
|---|---|---|
| **FINDING NO:** | B-48 | |
| **CATEGORY:** | IDENTIFICATION | |
| **BOILER REGISTRATION NO:** | BB 7658 | |
| **FINDING:**<br>Inconsistency was observed between the nameplate data (Heating Surface) & the CIoB provided certificate copy for the boiler. | | |
| **RECOMMENDATION:**<br>Information provided in the nameplate and in the CIoB provided certificate shall be consistent. Any alteration shall be approved from the CIoB and a copy to be preserved on site. | | |
| **PRIORITY:** | P2 | |
| **REMEDIATION TIME FRAME:** | 2 MONTHS | |

| | |
|---|---|
| **FINDING NO:** | B-49 |
| **CATEGORY:** | IDENTIFICATION |
| **BOILER REGISTRATION NO:** | BB 7659 |
| **FINDING:**<br><br>Inconsistency was observed between the nameplate data (Heating Surface) & the CIoB provided certificate copy for the boiler. | |
| **RECOMMENDATION:**<br><br>Information provided in the nameplate and in the CIoB provided certificate shall be consistent. Any alteration shall be approved from the CIoB and a copy to be preserved on site. | |
| **PRIORITY:** | P2 |
| **REMEDIATION TIME FRAME:** | 2 MONTHS |

| | |
|---|---|
| **FINDING NO:** | B-50 |
| **CATEGORY:** | SAFETY VALVE |
| **BOILER REGISTRATION NO:** | BB 5338 |
| **FINDING:**<br><br>Drainage arrangement was not installed for safety valves. | |
| **RECOMMENDATION:**<br><br>Drainage arrangement must be installed for all safety valves as per manufacturer published guideline or at the lowest point of outlet line. | |
| **PRIORITY:** | P3 |
| **REMEDIATION TIME FRAME:** | 2 MONTHS |

| | |
|---|---|
| **FINDING NO:** | B-51 |
| **CATEGORY:** | SAFETY VALVE |
| **BOILER REGISTRATION NO:** | BB 5820 |
| **FINDING:**<br><br>Drainage arrangement was not installed for safety valves. | |
| **RECOMMENDATION:**<br><br>Drainage arrangement must be installed for all safety valves as per manufacturer published guideline or at the lowest point of outlet line. | |
| **PRIORITY:** | P3 |
| **REMEDIATION TIME FRAME:** | 2 MONTHS |

| | |
|---|---|
| **FINDING NO:** | B-52 |
| **CATEGORY:** | SAFETY VALVE |
| **BOILER REGISTRATION NO:** | BB 5821 |
| **FINDING:**<br><br>Drainage arrangement was not installed for safety valves. | |
| **RECOMMENDATION:**<br><br>Drainage arrangement must be installed for all safety valves as per manufacturer published guideline or at the lowest point of outlet line. | |
| **PRIORITY:** | P3 |
| **REMEDIATION TIME FRAME:** | 2 MONTHS |

| | | |
|---|---|---|
| **FINDING NO:** | B-53 | |
| **CATEGORY:** | SAFETY VALVE | |
| **BOILER REGISTRATION NO:** | BB 5836 | |
| **FINDING:**<br><br>Drainage arrangement was not installed for safety valves. | | |
| **RECOMMENDATION:**<br><br>Drainage arrangement must be installed for all safety valves as per manufacturer published guideline or at the lowest point of outlet line. | | |
| **PRIORITY:** | P3 | |
| **REMEDIATION TIME FRAME:** | 2 MONTHS | |

| | | |
|---|---|---|
| **FINDING NO:** | B-54 | |
| **CATEGORY:** | SAFETY VALVE | |
| **BOILER REGISTRATION NO:** | BB 7634 | |
| **FINDING:**<br><br>Drainage arrangement was not installed for safety valves. | | |
| **RECOMMENDATION:**<br><br>Drainage arrangement must be installed for all safety valves as per manufacturer published guideline or at the lowest point of outlet line. | | |
| **PRIORITY:** | P3 | |
| **REMEDIATION TIME FRAME:** | 2 MONTHS | |

| | |
|---|---|
| **FINDING NO:** | B-55 |
| **CATEGORY:** | SAFETY VALVE |
| **BOILER REGISTRATION NO:** | BB 7656 |
| **FINDING:**<br><br>Drainage arrangement was not installed for safety valves. | |
| **RECOMMENDATION:**<br><br>Drainage arrangement must be installed for all safety valves as per manufacturer published guideline or at the lowest point of outlet line. | |
| **PRIORITY:** | P3 |
| **REMEDIATION TIME FRAME:** | 2 MONTHS |

| | |
|---|---|
| **FINDING NO:** | B-56 |
| **CATEGORY:** | SAFETY VALVE |
| **BOILER REGISTRATION NO:** | BB 7657 |
| **FINDING:**<br><br>Drainage arrangement was not installed for safety valves. | |
| **RECOMMENDATION:**<br><br>Drainage arrangement must be installed for all safety valves as per manufacturer published guideline or at the lowest point of outlet line. | |
| **PRIORITY:** | P3 |
| **REMEDIATION TIME FRAME:** | 2 MONTHS |

| | | |
|---|---|---|
| **FINDING NO:** | B-57 | |
| **CATEGORY:** | SAFETY VALVE | |
| **BOILER REGISTRATION NO:** | BB 7658 | |
| **FINDING:**<br><br>Drainage arrangement was not installed for safety valves. | | |
| **RECOMMENDATION:**<br><br>Drainage arrangement must be installed for all safety valves as per manufacturer published guideline or at the lowest point of outlet line. | | |
| **PRIORITY:** | P3 | |
| **REMEDIATION TIME FRAME:** | 2 MONTHS | |

| | | |
|---|---|---|
| **FINDING NO:** | B-58 | |
| **CATEGORY:** | SAFETY VALVE | |
| **BOILER REGISTRATION NO:** | BB 7659 | |
| **FINDING:**<br><br>Drainage arrangement was not installed for safety valves. | | |
| **RECOMMENDATION:**<br><br>Drainage arrangement must be installed for all safety valves as per manufacturer published guideline or at the lowest point of outlet line. | | |
| **PRIORITY:** | P3 | |
| **REMEDIATION TIME FRAME:** | 2 MONTHS | |

| | |
|---|---|
| **FINDING NO:** | B-59 |
| **CATEGORY:** | SAFETY VALVE |
| **BOILER REGISTRATION NO:** | BB 12648 |
| **FINDING:**<br><br>Drainage arrangement was not installed for safety valves. | |
| **RECOMMENDATION:**<br><br>Drainage arrangement must be installed for all safety valves as per manufacturer published guideline or at the lowest point of outlet line. | |
| **PRIORITY:** | P3 |
| **REMEDIATION TIME FRAME:** | 2 MONTHS |

| | |
|---|---|
| **FINDING NO:** | B-60 |
| **CATEGORY:** | SUPPORT AND ACCESS |
| **BOILER REGISTRATION NO:** | BB 7657 |
| **FINDING:**<br><br>A boiler with a height of 8 feet or more was observed with an inadequate platform and handrail, making it inaccessible. | |
| **RECOMMENDATION:**<br><br>An operation, maintenance, and inspection platform with a minimum width of 2.5 feet and a railing with a minimum height of 3.5 feet should be provided. | |
| **PRIORITY:** | P3 |
| **REMEDIATION TIME FRAME:** | 2 MONTHS |

| | |
|---|---|
| **FINDING NO:** | B-61 |
| **CATEGORY:** | SUPPORT AND ACCESS |
| **BOILER REGISTRATION NO:** | BB 12648 |
| **FINDING:**<br><br>A boiler with a height of 8 feet or more was observed with an inadequate platform and handrail, making it inaccessible. | |
| **RECOMMENDATION:**<br><br>An operation, maintenance, and inspection platform with a minimum width of 2.5 feet and a railing with a minimum height of 3.5 feet should be provided. | |
| **PRIORITY:** | P3 |
| **REMEDIATION TIME FRAME:** | 2 MONTHS |

| | |
|---|---|
| **FINDING NO:** | B-62 |
| **CATEGORY:** | SAFETY VALVE |
| **BOILER REGISTRATION NO:** | BB 5338 |
| **FINDING:**<br><br>Boiler Safety Valve outlet line was not directed outside of the boiler room. | |
| **RECOMMENDATION:**<br><br>Boiler Safety Valve outlet line should be directed outside of the boiler room with proper support and drainage system. | |
| **PRIORITY:** | P2 |
| **REMEDIATION TIME FRAME:** | 1 MONTH |

| | | |
|---|---|---|
| **FINDING NO:** | B-63 | |
| **CATEGORY:** | SAFETY VALVE | |
| **BOILER REGISTRATION NO:** | BB 5820 | |
| **FINDING:**<br><br>Boiler Safety Valve outlet line was not directed outside of the boiler room. | | |
| **RECOMMENDATION:**<br><br>Boiler Safety Valve outlet line should be directed outside of the boiler room with proper support and drainage system. | | |
| **PRIORITY:** | P2 | |
| **REMEDIATION TIME FRAME:** | 1 MONTH | |

| | | |
|---|---|---|
| **FINDING NO:** | B-64 | |
| **CATEGORY:** | SAFETY VALVE | |
| **BOILER REGISTRATION NO:** | BB 5821 | |
| **FINDING:**<br><br>Boiler Safety Valve outlet line is not directed outside of the boiler room. | | |
| **RECOMMENDATION:**<br><br>Boiler Safety Valve outlet line should be directed outside of the boiler room with proper support and drainage system. | | |
| **PRIORITY:** | P2 | |
| **REMEDIATION TIME FRAME:** | 1 MONTH | |

| | | |
|---|---|---|
| **FINDING NO:** | B-65 | |
| **CATEGORY:** | SAFETY VALVE | |
| **BOILER REGISTRATION NO:** | BB 5836 | |
| **FINDING:**<br><br>Boiler Safety Valve outlet line was not directed outside of the boiler room. | | |
| **RECOMMENDATION:**<br><br>Boiler Safety Valve outlet line should be directed outside of the boiler room with proper support and drainage system. | | |
| **PRIORITY:** | P2 | |
| **REMEDIATION TIME FRAME:** | 1 MONTH | |

| | | |
|---|---|---|
| **FINDING NO:** | B-66 | |
| **CATEGORY:** | SAFETY VALVE | |
| **BOILER REGISTRATION NO:** | BB 7634 | |
| **FINDING:**<br><br>Boiler Safety Valve outlet line was not directed outside of the boiler room. | | |
| **RECOMMENDATION:**<br><br>Boiler Safety Valve outlet line should be directed outside of the boiler room with proper support and drainage system. | | |
| **PRIORITY:** | P2 | |
| **REMEDIATION TIME FRAME:** | 1 MONTH | |

| | | |
|---|---|---|
| **FINDING NO:** | B-67 | |
| **CATEGORY:** | SAFETY VALVE | |
| **BOILER REGISTRATION NO:** | BB 7656 | |
| **FINDING:**<br><br>Boiler Safety Valve outlet line was not directed outside of the boiler room. | | |
| **RECOMMENDATION:**<br><br>Boiler Safety Valve outlet line should be directed outside of the boiler room with proper support and drainage system. | | |
| **PRIORITY:** | P2 | |
| **REMEDIATION TIME FRAME:** | 1 MONTH | |

| | | |
|---|---|---|
| **FINDING NO:** | B-68 | |
| **CATEGORY:** | SAFETY VALVE | |
| **BOILER REGISTRATION NO:** | BB 7657 | |
| **FINDING:**<br><br>Boiler Safety Valve outlet line was not directed outside of the boiler room. | | |
| **RECOMMENDATION:**<br><br>Boiler Safety Valve outlet line should be directed outside of the boiler room with proper support and drainage system. | | |
| **PRIORITY:** | P2 | |
| **REMEDIATION TIME FRAME:** | 1 MONTH | |

| | | |
|---|---|---|
| **FINDING NO:** | B-69 | |
| **CATEGORY:** | SAFETY VALVE | |
| **BOILER REGISTRATION NO:** | BB 7658 | |
| **FINDING:**<br><br>Boiler Safety Valve outlet line was not directed outside of the boiler room. | | |
| **RECOMMENDATION:**<br><br>Boiler Safety Valve outlet line should be directed outside of the boiler room with proper support and drainage system. | | |
| **PRIORITY:** | P2 | |
| **REMEDIATION TIME FRAME:** | 1 MONTH | |

| | | |
|---|---|---|
| **FINDING NO:** | B-70 | |
| **CATEGORY:** | SAFETY VALVE | |
| **BOILER REGISTRATION NO:** | BB 7659 | |
| **FINDING:**<br><br>Boiler Safety Valve outlet line was not directed outside of the boiler room. | | |
| **RECOMMENDATION:**<br><br>Boiler Safety Valve outlet line should be directed outside of the boiler room with proper support & drainage system. | | |
| **PRIORITY:** | P2 | |
| **REMEDIATION TIME FRAME:** | 1 MONTH | |

| | |
|---|---|
| **FINDING NO:** | B-71 |
| **CATEGORY:** | SAFETY VALVE |
| **BOILER REGISTRATION NO:** | BB 12648 |
| **FINDING:**<br><br>Boiler Safety Valve outlet line was not directed outside of the boiler room. | |
| **RECOMMENDATION:**<br><br>Boiler Safety Valve outlet line should be directed outside of the boiler room with proper support and drainage system. | |
| **PRIORITY:** | P2 |
| **REMEDIATION TIME FRAME:** | 1 MONTH |

| | |
|---|---|
| **FINDING NO:** | B-72 |
| **CATEGORY:** | STEAM DISTRIBUTION NETWORK |
| **BOILER REGISTRATION NO:** | BB 12015 |
| **FINDING:**<br><br>Unused steam line connection was not terminated properly. | |
| **RECOMMENDATION:**<br><br>Any unused & unprotective steam line shall be terminated in an appropriate manner that does not create any possibility of burn hazard for the operator(s). | |
| **PRIORITY:** | P1 |
| **REMEDIATION TIME FRAME:** | 2 WEEKS |

| | | |
|---|---|---|
| **FINDING NO:** | B-73 | |
| **CATEGORY:** | STEAM DISTRIBUTION NETWORK | |
| **BOILER REGISTRATION NO:** | BB 7634 | |
| **FINDING:**<br><br>Unused steam line connection was not terminated properly. | | |
| **RECOMMENDATION:**<br><br>Any unused & unprotective steam line shall be terminated in an appropriate manner that does not create any possibility of burn hazard for the operator(s). | | |
| **PRIORITY:** | P1 | |
| **REMEDIATION TIME FRAME:** | 2 WEEKS | |

| | | |
|---|---|---|
| **FINDING NO:** | B-74 | |
| **CATEGORY:** | STEAM DISTRIBUTION NETWORK | |
| **BOILER REGISTRATION NO:** | BB 5836 | |
| **FINDING:**<br><br>Unused steam line connection was not terminated properly. | | |
| **RECOMMENDATION:**<br><br>Any unused & unprotective steam line shall be terminated in an appropriate manner that does not create any possibility of burn hazard for the operator(s). | | |
| **PRIORITY:** | P1 | |
| **REMEDIATION TIME FRAME:** | 2 WEEKS | |

| | |
|---|---|
| **FINDING NO:** | B-75 |
| **CATEGORY:** | STEAM DISTRIBUTION NETWORK |
| **BOILER REGISTRATION NO:** | BB 7656 |
| **FINDING:**<br><br>Unused steam line connection was not terminated properly. | |
| **RECOMMENDATION:**<br><br>Any unused & unprotective steam line shall be terminated in an appropriate manner that does not create any possibility of burn hazard for the operator(s). | |
| **PRIORITY:** | P1 |
| **REMEDIATION TIME FRAME:** | 2 WEEKS |

| | |
|---|---|
| **FINDING NO:** | B-76 |
| **CATEGORY:** | ELECTRICAL WIRING SYSTEM |
| **BOILER REGISTRATION NO:** | BB 14540 |
| **FINDING:**<br><br>No emergency stop push switch was available near the entrance outside of the boiler room. | |
| **RECOMMENDATION:**<br><br>Emergency stop push switches must be installed on the boiler control panel and outside the boiler room near every entrance door. | |
| **PRIORITY:** | P3 |
| **REMEDIATION TIME FRAME:** | 2 MONTHS |

| | |
|---|---|
| **FINDING NO:** | B-77 |
| **CATEGORY:** | DOCUMENTATION |
| **BOILER REGISTRATION NO:** | BB 14540 |
| **FINDING:**<br><br>Necessary technical documents (manufacturing drawings and calculations, commissioning documents, data sheets of mountings, accessories and feed water pump, boiler operational and maintenance logbook, operation and maintenance manual, water treatment design and calculation, flue gas analysis report and water treatment report) were not available to verify boiler design and operation parameters. | |
| **RECOMMENDATION:**<br><br>Documentation including manufacturing drawings and calculations, Piping and Instrumentation diagram, electrical wiring diagram, commissioning documents, data sheets of mountings, accessories and feed water pump, boiler operational and maintenance log book, operation and maintenance manual, water treatment design and calculation, flue gas analysis report and water treatment report shall be available to verify the present condition of the boiler. | |
| **PRIORITY:** | P3 |
| **REMEDIATION TIME FRAME:** | 2 MONTHS |

| | |
|---|---|
| **FINDING NO:** | B-78 |
| **CATEGORY:** | IDENTIFICATION |
| **BOILER REGISTRATION NO:** | BB 14540 |
| **FINDING:**<br><br>Inconsistency was observed between the nameplate data and the CIoB provided certificate copy for the boiler regarding heating surface. | |
| **RECOMMENDATION:**<br><br>Information provided in the nameplate and in the CIoB provided certificate shall be consistent. Any alteration shall be approved from the CIoB and a copy to be preserved on site. | |
| **PRIORITY:** | P2 |
| **REMEDIATION TIME FRAME:** | 2 MONTHS |

| | |
|---|---|
| **FINDING NO:** | B-79 |
| **CATEGORY:** | MONITORING AND CONTROL SYSTEM |
| **BOILER REGISTRATION NO:** | BB 14540 |
| **FINDING:**<br><br>Valves were observed between the boiler and the water level limiter sensor. | |
| **RECOMMENDATION:**<br><br>The measuring and sensing devices related to boiler safety shall be mounted directly with the boiler without any valves in between. Any modification shall be consulted with the manufacturer. | |
| **PRIORITY:** | P1 |
| **REMEDIATION TIME FRAME:** | 1 WEEK |



| | |
|---|---|
| **FINDING NO:** | B-80 |
| **CATEGORY:** | SAFETY VALVE |
| **BOILER REGISTRATION NO:** | BB 14540 |
| **FINDING:**<br><br>Drainage arrangement was not installed or installed in an inadequate manner for one or more safety valves. | |
| **RECOMMENDATION:**<br><br>Drainage arrangement must be installed for all safety valves as per manufacturer published guideline or at the lowest point of outlet line. | |
| **PRIORITY:** | P3 |
| **REMEDIATION TIME FRAME:** | 2 MONTHS |




| | |
|---|---|
| **FINDING NO:** | B-81 |
| **CATEGORY:** | MONITORING AND CONTROL SYSTEM |
| **BOILER REGISTRATION NO:** | BB 14540 |
| **FINDING:**<br><br>Low Low Water Level (LLWL) was not marked properly on water level gauge glass system. | |
| **RECOMMENDATION:**<br><br>The Low Low Water Level (LLWL) should be marked beside the gauge glass on a separate arrangement so that the water level can be visualized and identified clearly. | |
| **PRIORITY:** | P3 |
| **REMEDIATION TIME FRAME:** | 2 MONTHS |



| | |
|---|---|
| **FINDING NO:** | B-82 |
| **CATEGORY:** | THERMAL INSULATION |
| **BOILER REGISTRATION NO:** | BB 14540 |
| **FINDING:**<br><br>Boiler body was found with improper insulation. | |
| **RECOMMENDATION:**<br><br>Proper insulation to exposed parts of the boiler body and steam distribution pipelines should be provided. | |
| **PRIORITY:** | P2 |
| **REMEDIATION TIME FRAME:** | 1 MONTH |

| | |
|---|---|
| **FINDING NO:** | B-83 |
| **CATEGORY:** | ELECTRICAL WIRING SYSTEM |
| **BOILER REGISTRATION NO:** | BB 7656 |
| **FINDING:**<br><br>No emergency stop push switch was available on the boiler control panel. | |
| **RECOMMENDATION:**<br><br>Emergency stop push switches must be installed on the boiler control panel and outside the boiler room near every entrance door. | |
| **PRIORITY:** | P3 |
| **REMEDIATION TIME FRAME:** | 2 MONTHS |

| | |
|---|---|
| **FINDING NO:** | B-84 |
| **CATEGORY:** | SUPPORT AND ACCESS |
| **BOILER REGISTRATION NO:** | BB 7656 |
| **FINDING:**<br>A boiler with a height of 8 feet or more was observed with an inadequate platform, ladder, and handrail, making it inaccessible. | |
| **RECOMMENDATION:**<br>An operation, maintenance, and inspection platform with a minimum width of 2.5 feet, a railing with a minimum height of 3.5 feet, and a ladder - that does not pose fall hazard - should be provided. | |
| **PRIORITY:** | P3 |
| **REMEDIATION TIME FRAME:** | 2 MONTHS |

| | |
|---|---|
| **FINDING NO:** | B-85 |
| **CATEGORY:** | THERMAL INSULATION |
| **BOILER REGISTRATION NO:** | BB 7656 |
| **FINDING:**<br>Boiler body was found with improper insulation. | |
| **RECOMMENDATION:**<br>Proper insulation to exposed parts of the boiler body and steam distribution pipelines should be provided. | |
| **PRIORITY:** | P2 |
| **REMEDIATION TIME FRAME:** | 1 MONTH |

| | | |
|---|---|---|
| **FINDING NO:** | B-86 | |
| **CATEGORY:** | MONITORING AND CONTROL SYSTEM | |
| **BOILER REGISTRATION NO:** | BB 5338 | |
| **FINDING:**<br>Valves were observed between the boiler and the water level limiter sensor. | | |
| **RECOMMENDATION:**<br>The measuring and sensing devices related to boiler safety shall be mounted directly with the boiler without any valves in between. Any modification shall be consulted with the manufacturer. | | |
| **PRIORITY:** | P1 | |
| **REMEDIATION TIME FRAME:** | 1 WEEK | |

| | | |
|---|---|---|
| **FINDING NO:** | B-87 |  |
| **CATEGORY:** | MONITORING AND CONTROL SYSTEM | |
| **BOILER REGISTRATION NO:** | BB 5821 | |
| **FINDING:**<br>Valves were observed between the boiler and the water level limiter sensor. | | |
| **RECOMMENDATION:**<br>The measuring and sensing devices related to boiler safety shall be mounted directly with the boiler without any valves in between. Any modification shall be consulted with the manufacturer. | | |
| **PRIORITY:** | P1 | |
| **REMEDIATION TIME FRAME:** | 1 WEEK | |

| | | |
|---|---|---|
| **FINDING NO:** | B-88 |   |
| **CATEGORY:** | MONITORING AND CONTROL SYSTEM | |
| **BOILER REGISTRATION NO:** | BB 5338 | |
| **FINDING:**<br><br>Valves were observed between the boiler and the pressure controller. | | |
| **RECOMMENDATION:**<br><br>The measuring and sensing devices related to boiler safety shall be mounted directly with the boiler without any valves in between. | | |
| **PRIORITY:** | P1 | |
| **REMEDIATION TIME FRAME:** | 2 WEEKS | |

| | | |
|---|---|---|
| **FINDING NO:** | B-89 | |
| **CATEGORY:** | MONITORING AND CONTROL SYSTEM | |
| **BOILER REGISTRATION NO:** | BB 5821 | |
| **FINDING:**<br><br>Valves were observed between the boiler and the pressure controller. | | |
| **RECOMMENDATION:**<br><br>The measuring and sensing devices related to boiler safety shall be mounted directly with the boiler without any valves in between. | | |
| **PRIORITY:** | P1 | |
| **REMEDIATION TIME FRAME:** | 2 WEEKS | |

| | |
|---|---|
| **FINDING NO:** | B-90 |
| **CATEGORY:** | SAFETY VALVE |
| **BOILER REGISTRATION NO:** | BB 12648 |
| **FINDING:**<br><br>Discharge of safety valve was not free from danger of scalding. | |
| **RECOMMENDATION:**<br><br>Safety valve outlet line shall not affect emergency discharge path or discharge of safety valve shall be free from danger of scalding. | |
| **PRIORITY:** | P2 |
| **REMEDIATION TIME FRAME:** | 1 MONTH |

| | |
|---|---|
| **FINDING NO:** | B-91 |
| **CATEGORY:** | SAFETY VALVE |
| **BOILER REGISTRATION NO:** | BB 7658 |
| **FINDING:**<br><br>Boiler Steam Header Safety Valve outlet line was not directed outside of the boiler room. | |
| **RECOMMENDATION:**<br><br>Boiler Steam Header Safety Valve outlet line should be directed outside of the boiler room with proper support and drainage system. | |
| **PRIORITY:** | P2 |
| **REMEDIATION TIME FRAME:** | 1 MONTH |



| | |
|---|---|
| **FINDING NO:** | B-92 |
| **CATEGORY:** | SAFETY VALVE |
| **BOILER REGISTRATION NO:** | BB 7658 |
| **FINDING:**<br><br>Boiler safety valve outlet line was reduced. | |
| **RECOMMENDATION:**<br><br>The piping connection between the boiler and the safety valve shall not be less than the inlet size of the safety valve, and the discharge pipe, if used, shall not be reduced between the safety valve and the point of discharge. | |
| **PRIORITY:** | P1 |
| **REMEDIATION TIME FRAME:** | 2 WEEKS |

| | |
|---|---|
| **FINDING NO:** | B-93 |
| **CATEGORY:** | SAFETY VALVE |
| **BOILER REGISTRATION NO:** | BB 7658 |
| **FINDING:**<br><br>Drainage arrangement was not installed for safety valves. | |
| **RECOMMENDATION:**<br><br>Drainage arrangement must be installed for all safety valves as per manufacturer published guideline or at the lowest point of outlet line. | |
| **PRIORITY:** | P3 |
| **REMEDIATION TIME FRAME:** | 2 MONTHS |

| | |
|---|---|
| **FINDING NO:** | B-94 |
| **CATEGORY:** | IDENTIFICATION |
| **BOILER REGISTRATION NO:** | BB 7658 |
| **FINDING:**<br><br>Nameplates for feed pump and safety valve were illegible. | |
| **RECOMMENDATION:**<br><br>Name plates shall permanently be fixed on the equipment and clearly readable. Manufacturer's technical documents regarding the equipment shall be provided. | |
| **PRIORITY:** | P2 |
| **REMEDIATION TIME FRAME:** | 1 MONTH |

| | |
|---|---|
| **FINDING NO:** | B-95 |
| **CATEGORY:** | MONITORING AND CONTROL SYSTEM |
| **BOILER REGISTRATION NO:** | BB 7658 |
| **FINDING:**<br><br>Valves were observed between the boiler and the water level limiter sensor. | |
| **RECOMMENDATION:**<br><br>The measuring and sensing devices related to boiler safety shall be mounted directly with the boiler without any valves in between. Any modification shall be consulted with the manufacturer. | |
| **PRIORITY:** | P1 |
| **REMEDIATION TIME FRAME:** | 1 WEEK |



## 2. INTERNAL INSPECTION & HYDROSTATIC PRESSURE TEST INSPECTION

| Inspection Date | Boiler Registration Number | Author(s) |
|---|---|---|
| 24-Apr-24 | BB 5338 | Md Kamrul Hasan Chowdhury<br>Md. Minhajul Islam |
| 01-Oct-24 | | Kazi Sefat-E-Nur<br>Abdullah Bin Mostafa |
| 23-Feb-25 | | Md. Foysal Ahmed<br>Md. Abu Sayed |
| 7-May-24 | BB 7659 | Md. Foysal Ahmed<br>Md. Tanvin Maksud |
| 23-Sep-24 | | Md. Almas Hossain Polash<br>Md. Mahfuzul Kabir |
| 19-May-24 | BB 7656 | Md. Sohidul Islam<br>Md. Almas Hossain Polash |
| 12-Mar-25 | | Md. Tanvin Maksud<br>Siam Mahbub |
| 28-May-24 | BB 12648 | Syed Salman Saeed<br>Md. Kamrul Hasan Chowdhury<br>Ahmad Hossain Khokon |
| 13-Feb-25 | BB 5821 | Syed Salman Saeed<br>Hasibul Islam |
| 3-Mar-25 | BB 14540 | Syed Salman Saeed<br>Md. Almas Hossain Polash |

| | | |
|---|---|---|
| 29-Apr-25 | BB 12015 | Md. Mahfuzul Kabir<br>Asif Iqbal |
| 31-Aug-25 | | Nazmul Hasan<br>Md. Humayun Kabir Tipu |
| 6-May-25 | BB 7658 | Syed Salman Saeed<br>Mushfiq Ibne Kader |
| 13-Jan-26 | | Kazi Sefat-E-Nur<br>Md. Asfaquzzaman |

**Reviewed by** : Md. Mahfuzul Kabir

**Approved by** : Md. Mehedi Hasan

**FINDINGS AND RECOMMENDATIONS**

The table below summarizes the identified boiler safety hazards during the internal inspection & hydrostatic pressure test inspection. Recommendations have been provided for each finding.

| | |
|---|---|
| **FINDING NO:** | B-96 |
| **CATEGORY:** | SCALES AND DEPOSITS |
| **BOILER REGISTRATION NO:** | BB 5338 |
| **FINDING:**<br>Salt and scale formation was observed on the waterside on boiler water side, nature of scale hard and size 10 mm. | |
| **RECOMMENDATION:**<br>Cleaning is required. A water treatment station is to be used. Feed and boiler water quality and conditioning should be verified and monitored. The boiler operator should operate the boiler with roper blowdown. | |
| **PRIORITY:** | P2 |
| **REMEDIATION TIME FRAME:** | 1 MONTH |

| | |
|---|---|
| **FINDING NO:** | B-97 |
| **CATEGORY:** | SCALES AND DEPOSITS |
| **BOILER REGISTRATION NO:** | BB 7656 |
| **FINDING:**<br>Soft and thick scale (2mm) formation was observed on the waterside fire tubes and bottom end plate. | |
| **RECOMMENDATION:**<br>Cleaning is required. A water treatment station is to be used. Feed and boiler water quality and conditioning should be verified and monitored. The boiler operator should operate the boiler with roper blowdown. | |
| **PRIORITY:** | P2 |
| **REMEDIATION TIME FRAME:** | 1 MONTH |

| | |
|---|---|
| **FINDING NO:** | B-98 |
| **CATEGORY:** | SCALES AND DEPOSITS |
| **BOILER REGISTRATION NO:** | BB 12648 |
| **FINDING:**<br>Salt and scale formation was observed on the waterside (Furnace chamber and bottom smoke Tubes) | |
| **RECOMMENDATION:**<br>Cleaning is required. A water treatment station is to be used. Feed and boiler water quality and conditioning should be verified and monitored. The boiler operator should operate the boiler with proper blowdown. | |
| **PRIORITY:** | P2 |
| **REMEDIATION TIME FRAME:** | 1 MONTH |

| | |
|---|---|
| **FINDING NO:** | B-99 |
| **CATEGORY:** | SCALES AND DEPOSITS |
| **BOILER REGISTRATION NO:** | BB 7659 |
| **FINDING:**<br>Salt and scale formation was observed on the waterside on boiler. | |
| **RECOMMENDATION:**<br>Cleaning is required. A water treatment station is to be used. Feed and boiler water quality and conditioning should be verified and monitored. The boiler operator should operate the boiler with roper blowdown. | |
| **PRIORITY:** | P2 |
| **REMEDIATION TIME FRAME:** | 1 MONTH |

| | |
|---|---|
| **FINDING NO:** | B-100 |
| **CATEGORY:** | BOILER PRESSURE PARTS |
| **BOILER REGISTRATION NO:** | BB 5821 |
| **FINDING:**<br><br>The inside of the boiler was found corroded due to inadequate water treatment. | |
| **RECOMMENDATION:**<br><br>Feed water must be externally or internally treated. The boiler operator should blow down regularly as per the manufacturer's recommendation. Rapid boiling should be avoided. Shell and end plate thicknesses must be within the allowable limit specified by the manufacturer. | |
| **PRIORITY:** | P2 |
| **REMEDIATION TIME FRAME:** | 1 MONTH |

| | |
|---|---|
| **FINDING NO:** | B-101 |
| **CATEGORY:** | SCALES AND DEPOSITS |
| **BOILER REGISTRATION NO:** | BB 12015 |
| **FINDING:**<br><br>Salt and thick scale formation was observed on the waterside on boiler on tube surface & end plates. | |
| **RECOMMENDATION:**<br><br>Cleaning is required. A water treatment station is to be used. Feed and boiler water quality and conditioning should be verified and monitored. The boiler operator should operate the boiler with roper blowdown. | |
| **PRIORITY:** | P2 |
| **REMEDIATION TIME FRAME:** | 1 MONTH |

| | |
|---|---|
| **FINDING NO:** | B-102 |
| **CATEGORY:** | BOILER PRESSURE PARTS |
| **BOILER REGISTRATION NO:** | BB 12015 |
| **FINDING:**<br><br>The inside of the boiler was found corroded due to inadequate water treatment. | |
| **RECOMMENDATION:**<br><br>Feed water must be externally or internally treated. The boiler operator should blow down regularly as per the manufacturer's recommendation. Rapid boiling should be avoided. Shell and end plate thicknesses must be within the allowable limit specified by the manufacturer. | |
| **PRIORITY:** | P2 |
| **REMEDIATION TIME FRAME:** | 1 MONTH |

| | |
|---|---|
| **FINDING NO:** | B-103 |
| **CATEGORY:** | SCALES AND DEPOSITS |
| **BOILER REGISTRATION NO:** | BB 7658 |
| **FINDING:**<br><br>Salt and scale formation was observed on the waterside around the 2nd pass tubes. | |
| **RECOMMENDATION:**<br><br>Cleaning is required. A water treatment station is to be used. Feed and boiler water quality and conditioning should be verified and monitored. The boiler operator should operate the boiler with roper blowdown. | |
| **PRIORITY:** | P2 |
| **REMEDIATION TIME FRAME:** | 1 MONTH |



## 3. FUNCTIONAL TEST INSPECTION

| Inspection Date | Boiler Registration Number | Author(s) |
|---|---|---|
| 24-Oct-24 | BB 7659 | Tanvir Siraj<br>Susanta Roy Chowdhury<br>Asif Ahmed |
| 13-May-25 | BB 5338, BB 5821, BB 12648 | Ahmad Hossain Khokon<br>Mohammed Rakibul Hasan |
| 20-May-25 | BB 7656, BB 14540 | Hossain Shah Arif |
| 27-Oct-25 | BB 12015 | Asif Iqbal |
| 11-Mar-26 | BB 7658 | Ahmad Hossain Khokon |

**Reviewed by** : Md. Mahfuzul Kabir

**Approved by** : Md. Mehedi Hasan

## FINDINGS AND RECOMMENDATIONS

The table below summarizes the identified boiler safety hazards during the external visual inspection. Recommendations have been provided for each finding.

| | | |
|---|---|---|
| **FINDING NO:** | B-104 | |
| **CATEGORY:** | MONITORING AND CONTROL SYSTEM | |
| **BOILER REGISTRATION NO:** | BB 7659 | |
| **FINDING:**<br><br>The Steam Pressure Limiter was missing. | | |
| **RECOMMENDATION:**<br><br>Steam Pressure Limiter should be installed and kept functional. | | |
| **PRIORITY:** | P1 | |
| **REMEDIATION TIME FRAME:** | 1 MONTH | |

| | | |
|---|---|---|
| **FINDING NO:** | B-105 | |
| **CATEGORY:** | MONITORING AND CONTROL SYSTEM | |
| **BOILER REGISTRATION NO:** | BB 5821 | |
| **FINDING:**<br><br>The Steam Pressure Limiter was missing. | | |
| **RECOMMENDATION:**<br><br>Steam Pressure Limiter should be installed and kept functional. | | |
| **PRIORITY:** | P1 | |
| **REMEDIATION TIME FRAME:** | 1 MONTH | |

| | |
|---|---|
| **FINDING NO:** | B-106 |
| **CATEGORY:** | MONITORING AND CONTROL SYSTEM |
| **BOILER REGISTRATION NO:** | BB 5821 |
| **FINDING:**<br><br>There was no interlock for the Low Low Water (LLWL) level trip of the boiler | |
| **RECOMMENDATION:**<br><br>The Low Low Water (LLW) level tripping mechanism should be functional. | |
| **PRIORITY:** | P1 |
| **REMEDIATION TIME FRAME:** | 1 WEEK |

| | |
|---|---|
| **FINDING NO:** | B-107 |
| **CATEGORY:** | ELECTRICAL WIRING SYSTEM |
| **BOILER REGISTRATION NO:** | BB 5338 |
| **FINDING:**<br><br>There was no optical alarm when the limiter was activated. | |
| **RECOMMENDATION:**<br><br>An acoustic with optical alarm should be installed. | |
| **PRIORITY:** | P2 |
| **REMEDIATION TIME FRAME:** | 1 MONTH |

| | | |
|---|---|---|
| **FINDING NO:** | B-108 | |
| **CATEGORY:** | MONITORING AND CONTROL SYSTEM | |
| **BOILER REGISTRATION NO:** | BB 14540 | |
| **FINDING:**<br>The steam pressure controller was non-functional. | | |
| **RECOMMENDATION:**<br>Steam Pressure Limiter shall be kept functional. | | |
| **PRIORITY:** | P1 | |
| **REMEDIATION TIME FRAME:** | 1 MONTH | |

| | | |
|---|---|---|
| **FINDING NO:** | B-109 |  |
| **CATEGORY:** | MONITORING AND CONTROL SYSTEM | |
| **BOILER REGISTRATION NO:** | BB 12015 | |
| **FINDING:**<br>The Steam Pressure Controller was missing. | | |
| **RECOMMENDATION:**<br>Steam Pressure Controller should be installed and kept functional. | | |
| **PRIORITY:** | P1 | |
| **REMEDIATION TIME FRAME:** | 1 MONTH | |

| | | |
|---|---|---|
| **FINDING NO:** | B-110 | |
| **CATEGORY:** | MONITORING AND CONTROL SYSTEM | |
| **BOILER REGISTRATION NO:** | BB 7658 | |
| **FINDING:**<br><br>The Steam Pressure Controller was missing. | | |
| **RECOMMENDATION:**<br><br>Steam Pressure Controller should be installed and kept functional. | | |
| **PRIORITY:** | P1 | |
| **REMEDIATION TIME FRAME:** | 1 MONTH | |

| | | |
|---|---|---|
| **FINDING NO:** | B-111 | |
| **CATEGORY:** | MONITORING AND CONTROL SYSTEM | |
| **BOILER REGISTRATION NO:** | BB 7658 | |
| **FINDING:**<br><br>There was no interlock for the Low Low Water (LLWL) level trip of the boiler | | |
| **RECOMMENDATION:**<br><br>The Low Low Water (LLW) level tripping mechanism should be functional. | | |
| **PRIORITY:** | P1 | |
| **REMEDIATION TIME FRAME:** | 1 WEEK | |