BOILER SAFETY REPORT

Vintage Denim Apparels Ltd.

Factory ID: 12489

Address: Boherarchala, Sreepur, Gazipur-1740

GPS Coordinates: 24.191601, 90.403731

Factory List	:	Vintage Denim Apparels Ltd. (12489) Vintage Denim Apparels Ltd. (Wet Processing) (23076) Vintage Denim Apparels Ltd. (New building) (25530)
Number of Boilers	:	6
Boiler Registration Numbers	:	BB 8457, BB 9220, BB 9221, BB 14260, BB 14261, BB 14262

RSC RMG SUSTAINABILITY COUNCIL

EXECUTIVE SUMMARY

A comprehensive boiler safety inspection of the factory – **Vintage Denim Apparels Ltd. (12489)** was conducted by the RMG Sustainability Council, covering 6 boilers bearing the registration numbers – BB 8457, BB 9220, BB 9221, BB 14260, BB 14261 and BB 14262 The inspection aimed for the safety checks of the boiler and provide recommendations for safe operation and maintenance.

The inspection process was divided into three distinct parts. Firstly, an external visual inspection was carried out to evaluate the overall condition of the boiler and provide guidance for the upcoming full-fledged boiler safety inspection. Next, an internal inspection and hydrostatic pressure test (commonly referred to as a hydrotest) inspection was conducted to assess the safety and structural integrity of the boiler. Sufficient time was allocated to allow the factory to prepare for the final inspection stage, which involved a functional test inspection. This stage required the boiler to be operational to enable the inspection team to verify the functionality of different safety circuits.

From the inspection observations -

BB 8457, BB 9220, BB 9221, BB 14260, BB 14261 and BB 14262 are in operable condition, but a few issues - outlined in this report, are to be addressed in a timely manner.

Boiler Registration Number	External visual inspection	Internal & Hydrotest inspection		Functional test inspection	
	Date	Date	Remarks	Date	Remarks
BB 8457	12-Oct-21	14-May-25	On 14-May-25, the hydrotest was not satisfactory due to pressure part leakage. After the pressure part repair, another hydrotest was attempted on 13-Jul-25 and the inspection was satisfactory.	24-Sep-25	
		13-Jul-25			
BB 9220	12-Oct-21	21-May-25	Satisfactory	26-Aug-25	
BB 9221	14-May-25	29-Jul-25	Satisfactory	26-Aug-25	No interlock for LLWL
BB 14260	14-May-25	19-Aug-25	Satisfactory	24-Sep-25	No interlock for LLWL
BB 14261	14-May-25	19-Aug-25	Satisfactory	24-Sep-25	No interlock for LLWL

BB 14262	14-May-25	19-Aug-25	Satisfactory	24-Sep-25	No interlock for LLWL

LIMITATIONS

The information in this boiler safety inspection report was obtained during a factory visit and discussion with local factory management. Services performed by the inspectors are conducted in a manner consistent with the level of care and skill generally exercised by members of the engineering and auditing profession. However, an effort has been made to discover all meaningful areas within the stipulated time.

In evaluating the subject site, the inspector relies on good faith in the information provided by factory management or employees. The inspector assumes that the information provided is factual, accurate and accepts no responsibility for any deficiency, misstatement or inaccuracies contained in this report as a result of omission or misrepresentation of any person interviewed or contacted.

The findings and recommendations in this report are not intended to imply, guarantee, ensure or warrant compliance with any government regulations. Additionally, the results do not imply in any way that compliance with the findings or recommendations, as stated in this report, will eliminate all risks or exposures not referred to in this report. Compliance with the findings and recommendations stated in this report does not relieve the factory from the obligation to comply with specific project requirements, industry standards, or the provisions of any local government regulations.

In case any critical safety concerns are found that require the RSC to recommend an immediate boiler shutdown, for applicable cases, the RSC will inform the Chief Inspector of Boilers (CIoB) office and collaborate with them on all subsequent steps to remediate the issue(s).

Unless the RMG Sustainability Council (RSC) provides express prior written consent, no part of this document may be reproduced, distributed, or communicated to any third party.

1. EXTERNAL VISUAL INSPECTION

Inspection Date	Boiler Registration Number	Author(s)
12-Oct-21	BB 8457, BB 9220	Md Tanvir Siraj Kazi Sefat-E-Nur
14-May-25	BB 9221, BB 14260, BB 14261, BB 14262	Gobinda Chandra Roy Md. Abu Sayed

Reviewed by : Md. Abu Sayed

Approved by : Md. Mehedi Hasan

FINDINGS AND RECOMMENDATIONS

The table below summarizes the identified boiler safety hazards during this inspection. Recommendations have been provided for each finding.

FINDING NO:	B-1
CATEGORY:	ELECTRICAL WIRING SYSTEM
BOILER REGISTRATION NO:	BB 8457
FINDING: No emergency stop push switch was available near the entrance outside of the boiler room and on the boiler control panel.	
RECOMMENDATION: Emergency stop push switches must be installed on the boiler control panel and outside the boiler room near every entrance door.	
PRIORITY:	P3
REMEDIATION TIME FRAME:	2 MONTHS

FINDING NO:	B-2
CATEGORY:	ELECTRICAL WIRING SYSTEM
BOILER REGISTRATION NO:	BB 9220
FINDING: No emergency stop push switch was available near the entrance outside of the boiler room and on the boiler control panel.	
RECOMMENDATION: Emergency stop push switches must be installed on the boiler control panel and outside the boiler room near every entrance door.	
PRIORITY:	P3
REMEDIATION TIME FRAME:	2 MONTHS

FINDING NO:	B-3
CATEGORY:	DOCUMENTATION
BOILER REGISTRATION NO:	BB 8457
FINDING: Necessary technical documents (manufacturing drawings & calculations, Piping & Instrumentation diagram, electrical wiring diagram) were not available to verify boiler design and operation parameters.	
RECOMMENDATION: Documentation including manufacturing drawings and calculations, Piping and Instrumentation diagram, electrical wiring diagram, commissioning documents, data sheets of mountings, accessories and feed water pump, boiler operational and maintenance logbook, operation and maintenance manual, water treatment design and calculation, flue gas analysis report and water treatment report shall be available to verify the present condition of the boiler.	
PRIORITY:	P3
REMEDIATION TIME FRAME:	2 MONTHS

FINDING NO:	B-4
CATEGORY:	DOCUMENTATION
BOILER REGISTRATION NO:	BB 9220
FINDING: Necessary technical documents (manufacturing drawings & calculations, Piping & Instrumentation diagram, electrical wiring diagram) were not available to verify boiler design and operation parameters.	
RECOMMENDATION: Documentation including manufacturing drawings and calculations, Piping and Instrumentation diagram, electrical wiring diagram, commissioning documents, data sheets of mountings, accessories and feed water pump, boiler operational and maintenance logbook, operation and maintenance manual, water treatment design and calculation, flue gas analysis report and water treatment report shall be available to verify the present condition of the boiler.	
PRIORITY:	P3
REMEDIATION TIME FRAME:	2 MONTHS

FINDING NO:	B-5
CATEGORY:	MONITORING AND CONTROL SYSTEM
BOILER REGISTRATION NO:	BB 8457
FINDING: Low Low Water Level (LLWL) was not marked properly on water level gauge glass system.	
RECOMMENDATION: The Low Low Water Level (LLWL) should be marked beside the gauge glass on a separate arrangement so that the water level can be visualized and identified clearly.	
PRIORITY:	P3
REMEDIATION TIME FRAME:	2 MONTHS

FINDING NO:	B-6
CATEGORY:	MONITORING AND CONTROL SYSTEM
BOILER REGISTRATION NO:	BB 9220
FINDING: Low Low Water Level (LLWL) was not marked properly on water level gauge glass system.	
RECOMMENDATION: The Low Low Water Level (LLWL) should be marked beside the gauge glass on a separate arrangement so that the water level can be visualized and identified clearly.	
PRIORITY:	P3
REMEDIATION TIME FRAME:	2 MONTHS

FINDING NO:	B-7	
CATEGORY:	SUPPORT AND ACCESS	
BOILER REGISTRATION NO:	BB 8457	
FINDING: A boiler with a height of 8 feet or more was observed with an inadequate platform, ladder, and handrail, making it inaccessible.		
RECOMMENDATION: An operation, maintenance, and inspection platform with a minimum width of 2.5 feet, a railing with a minimum height of 3.5 feet, and a ladder - that does not pose fall hazard - should be provided.		
PRIORITY:	P3	
REMEDIATION TIME FRAME:	2 MONTHS	

FINDING NO:	B-8
CATEGORY:	DOCUMENTATION
BOILER REGISTRATION NO:	BB 9221
FINDING: Necessary technical documents were not available to verify boiler design and operation parameters.	
RECOMMENDATION: Documentation including manufacturing drawings and calculations, Piping and Instrumentation diagram, electrical wiring diagram, commissioning documents, data sheets of mountings, accessories and feed water pump, boiler operational and maintenance logbook, operation and maintenance manual, water treatment design and calculation, flue gas analysis report and water treatment report shall be available to verify the present condition of the boiler.	
PRIORITY:	P3
REMEDIATION TIME FRAME:	2 MONTHS

FINDING NO:	B-9	
CATEGORY:	DOCUMENTATION	
BOILER REGISTRATION NO:	BB 14260	
FINDING: Necessary technical documents were not available to verify boiler design and operation parameters.		
RECOMMENDATION: Documentation including manufacturing drawings and calculations, Piping and Instrumentation diagram, electrical wiring diagram, commissioning documents, data sheets of mountings, accessories and feed water pump, boiler operational and maintenance logbook, operation and maintenance manual, water treatment design and calculation, flue gas analysis report and water treatment report shall be available to verify the present condition of the boiler.		
PRIORITY:	P3	
REMEDIATION TIME FRAME:	2 MONTHS	

FINDING NO:	B-10	
CATEGORY:	DOCUMENTATION	
BOILER REGISTRATION NO:	BB 14261	
FINDING: Necessary technical documents were not available to verify boiler design and operation parameters.		
RECOMMENDATION: Documentation including manufacturing drawings and calculations, Piping and Instrumentation diagram, electrical wiring diagram, commissioning documents, data sheets of mountings, accessories and feed water pump, boiler operational and maintenance logbook, operation and maintenance manual, water treatment design and calculation, flue gas analysis report and water treatment report shall be available to verify the present condition of the boiler.		
PRIORITY:	P3	
REMEDIATION TIME FRAME:	2 MONTHS	

FINDING NO:	B-11
CATEGORY:	DOCUMENTATION
BOILER REGISTRATION NO:	BB 14262
FINDING: Necessary technical documents were not available to verify boiler design and operation parameters.	
RECOMMENDATION: Documentation including manufacturing drawings and calculations, Piping and Instrumentation diagram, electrical wiring diagram, commissioning documents, data sheets of mountings, accessories and feed water pump, boiler operational and maintenance logbook, operation and maintenance manual, water treatment design and calculation, flue gas analysis report and water treatment report shall be available to verify the present condition of the boiler.	
PRIORITY:	P3
REMEDIATION TIME FRAME:	2 MONTHS

FINDING NO:	B-12	
CATEGORY:	ELECTRICAL WIRING SYSTEM	
BOILER REGISTRATION NO:	BB 9221	
FINDING: No emergency stop push switch was available near the entrance outside of the boiler room and on the boiler control panel.		
RECOMMENDATION: Emergency stop push switches must be installed on the boiler control panel and outside the boiler room near every entrance door.		
PRIORITY:	P3	
REMEDIATION TIME FRAME:	2 MONTHS	

FINDING NO:	B-13	
CATEGORY:	ELECTRICAL WIRING SYSTEM	
BOILER REGISTRATION NO:	BB 14260	
FINDING: No emergency stop push switch was available near the entrance outside of the boiler room and on the boiler control panel.		
RECOMMENDATION: Emergency stop push switches must be installed on the boiler control panel and outside the boiler room near every entrance door.		
PRIORITY:	P3	
REMEDIATION TIME FRAME:	2 MONTHS	

FINDING NO:	B-14	
CATEGORY:	ELECTRICAL WIRING SYSTEM	
BOILER REGISTRATION NO:	BB 14261	
FINDING: No emergency stop push switch was available near the entrance outside of the boiler room and on the boiler control panel.		
RECOMMENDATION: Emergency stop push switches must be installed on the boiler control panel and outside the boiler room near every entrance door.		
PRIORITY:	P3	
REMEDIATION TIME FRAME:	2 MONTHS	

FINDING NO:	B-15	
CATEGORY:	ELECTRICAL WIRING SYSTEM	
BOILER REGISTRATION NO:	BB 14262	
FINDING: No emergency stop push switch was available near the entrance outside of the boiler room and on the boiler control panel.		
RECOMMENDATION: Emergency stop push switches must be installed on the boiler control panel and outside the boiler room near every entrance door.		
PRIORITY:	P3	
REMEDIATION TIME FRAME:	2 MONTHS	

FINDING NO:	B-16
CATEGORY:	AIR VENT
BOILER REGISTRATION NO:	BB 14260
FINDING: The boiler air vent line was not directed to the outside of the boiler room.	
RECOMMENDATION: The boiler vent line should be directed outside of the boiler room with proper support.	
PRIORITY:	P2
REMEDIATION TIME FRAME:	1 MONTH



FINDING NO:	B-17
CATEGORY:	AIR VENT
BOILER REGISTRATION NO:	BB 14261
FINDING: The boiler air vent line was not directed to the outside of the boiler room.	
RECOMMENDATION: The boiler vent line should be directed outside of the boiler room with proper support.	
PRIORITY:	P2
REMEDIATION TIME FRAME:	1 MONTH



FINDING NO:	B-18
CATEGORY:	AIR VENT
BOILER REGISTRATION NO:	BB 14262
FINDING: The boiler air vent line was not directed to the outside of the boiler room.	
RECOMMENDATION: The boiler vent line should be directed outside of the boiler room with proper support.	
PRIORITY:	P2
REMEDIATION TIME FRAME:	1 MONTH

FINDING NO:	B-19
CATEGORY:	MONITORING AND CONTROL SYSTEM
BOILER REGISTRATION NO:	BB 9221
FINDING: Low Low Water Level (LLWL) was not marked properly on water level gauge glass system.	
RECOMMENDATION: The Low Low Water Level (LLWL) should be marked beside the gauge glass on a separate arrangement so that the water level can be visualized and identified clearly.	
PRIORITY:	P3
REMEDIATION TIME FRAME:	2 MONTHS

FINDING NO:	B-20
CATEGORY:	MONITORING AND CONTROL SYSTEM
BOILER REGISTRATION NO:	BB 14260
FINDING: Low Low Water Level (LLWL) was not marked properly on water level gauge glass system.	
RECOMMENDATION: The Low Low Water Level (LLWL) should be marked beside the gauge glass on a separate arrangement so that the water level can be visualized and identified clearly.	
PRIORITY:	P3
REMEDIATION TIME FRAME:	2 MONTHS

FINDING NO:	B-21
CATEGORY:	MONITORING AND CONTROL SYSTEM
BOILER REGISTRATION NO:	BB 14261
FINDING: Low Low Water Level (LLWL) was not marked properly on water level gauge glass system.	
RECOMMENDATION: The Low Low Water Level (LLWL) should be marked beside the gauge glass on a separate arrangement so that the water level can be visualized and identified clearly.	
PRIORITY:	P3
REMEDIATION TIME FRAME:	2 MONTHS

FINDING NO:	B-22
CATEGORY:	MONITORING AND CONTROL SYSTEM
BOILER REGISTRATION NO:	BB 14262
FINDING: Low Low Water Level (LLWL) was not marked properly on water level gauge glass system.	
RECOMMENDATION: The Low Low Water Level (LLWL) should be marked beside the gauge glass on a separate arrangement so that the water level can be visualized and identified clearly.	
PRIORITY:	P3
REMEDIATION TIME FRAME:	2 MONTHS

FINDING NO:	B-23
CATEGORY:	STEAM DISTRIBUTION NETWORK
BOILER REGISTRATION NO:	BB 14260
FINDING: Unused steam line connection was not terminated properly.	
RECOMMENDATION: Any unused & unprotective steam line shall be terminated in an appropriate manner that does not create any possibility of burn hazard for the operator(s).	
PRIORITY:	P1
REMEDIATION TIME FRAME:	2 WEEKS



FINDING NO:	B-24	
CATEGORY:	STEAM DISTRIBUTION NETWORK	
BOILER REGISTRATION NO:	BB 14261	
FINDING: Unused steam line connection was not terminated properly.		
RECOMMENDATION: Any unused & unprotective steam line shall be terminated in an appropriate manner that does not create any possibility of burn hazard for the operator(s).		
PRIORITY:	P1	
REMEDIATION TIME FRAME:	2 WEEKS	

FINDING NO:	B-25	
CATEGORY:	STEAM DISTRIBUTION NETWORK	
BOILER REGISTRATION NO:	BB 14262	
FINDING: Unused steam line connection was not terminated properly.		
RECOMMENDATION: Any unused & unprotective steam line shall be terminated in an appropriate manner that does not create any possibility of burn hazard for the operator(s).		
PRIORITY:	P1	
REMEDIATION TIME FRAME:	2 WEEKS	

FINDING NO:	B-26
CATEGORY:	BOILER PRESSURE PARTS
BOILER REGISTRATION NO:	BB 14260
FINDING: The economizer was not equipped with a safety valve.	
RECOMMENDATION: Economizers that can be isolated from a boiler allowing the economizer to become a fired pressure vessel, shall have a minimum of one pressure safety valve in a location recommended by the manufacturer or as close as practical to the economizer outlet.	
PRIORITY:	P2
REMEDIATION TIME FRAME:	1 MONTH

FINDING NO:	B-27
CATEGORY:	BOILER PRESSURE PARTS
BOILER REGISTRATION NO:	BB 14261
FINDING: The economizer was not equipped with a safety valve.	
RECOMMENDATION: Economizers that can be isolated from a boiler allowing the economizer to become a fired pressure vessel, shall have a minimum of one pressure safety valve in a location recommended by the manufacturer or as close as practical to the economizer outlet.	
PRIORITY:	P2
REMEDIATION TIME FRAME:	1 MONTH

FINDING NO:	B-28
CATEGORY:	BOILER PRESSURE PARTS
BOILER REGISTRATION NO:	BB 14262
FINDING: The economizer was not equipped with a safety valve.	
RECOMMENDATION: Economizers that can be isolated from a boiler allowing the economizer to become a fired pressure vessel, shall have a minimum of one pressure safety valve in a location recommended by the manufacturer or as close as practical to the economizer outlet.	
PRIORITY:	P2
REMEDIATION TIME FRAME:	1 MONTH

FINDING NO:	B-29
CATEGORY:	FUEL SYSTEM
BOILER REGISTRATION NO:	BB 8457
FINDING: Fuel line connection was not terminated properly.	
RECOMMENDATION: Any fuel line openings in boiler room shall be diverted outside of the boiler room or sealed off with a bond plug/blind flange to prevent fuel leakage.	
PRIORITY:	P1
REMEDIATION TIME FRAME:	2 WEEKS

FINDING NO:	B-30
CATEGORY:	SAFETY VALVE
BOILER REGISTRATION NO:	BB 8457
FINDING: Drainage arrangement was not installed for steam header safety valve.	
RECOMMENDATION: Drainage arrangement must be installed for all safety valves as per manufacturer published guideline or at the lowest point of outlet line.	
PRIORITY:	P3
REMEDIATION TIME FRAME:	2 MONTHS

FINDING NO:	B-31
CATEGORY:	SAFETY VALVE
BOILER REGISTRATION NO:	BB 9220
FINDING: Drainage arrangement was not installed or installed in an inadequate manner for one or more safety valves.	
RECOMMENDATION: Drainage arrangement must be installed for all safety valves as per manufacturer published guideline or at the lowest point of outlet line.	
PRIORITY:	P3
REMEDIATION TIME FRAME:	2 MONTHS

FINDING NO:	B-32
CATEGORY:	SAFETY VALVE
BOILER REGISTRATION NO:	BB 9221
FINDING: Drainage arrangement was not installed or installed in an inadequate manner for one or more safety valves.	
RECOMMENDATION: Drainage arrangement must be installed for all safety valves as per manufacturer published guideline or at the lowest point of outlet line.	
PRIORITY:	P3
REMEDIATION TIME FRAME:	2 MONTHS

FINDING NO:	B-33
CATEGORY:	MONITORING AND CONTROL SYSTEM
BOILER REGISTRATION NO:	BB 9220
FINDING: Visual flame monitoring glass was out of order.	
RECOMMENDATION: The visual flame monitoring glass shall be replaced with an appropriate one.	
PRIORITY:	P2
REMEDIATION TIME FRAME:	1 MONTH

FINDING NO:	B-34	
CATEGORY:	MONITORING AND CONTROL SYSTEM	
BOILER REGISTRATION NO:	BB 9221	
FINDING: Visual flame monitoring glass was out of order.		
RECOMMENDATION: The visual flame monitoring glass shall be replaced with an appropriate one.		
PRIORITY:	P2	
REMEDIATION TIME FRAME:	1 MONTH	

2. INTERNAL INSPECTION & HYDROSTATIC PRESSURE TEST INSPECTION

Inspection Date	Boiler Registration Number	Author(s)
14-May-25	BB 8457	Gobinda Chandra Roy Md. Abu Sayed
13-Jul-25		Md. Humayun Kabir Tipu
21-May-25	BB 9220	Shapath Guha Ankur Syed Salman Saeed
29-Jul-25	BB 9221	Faisal Bin Faruk Susanta Roy Chowdhury
19-Aug-25	BB 14260, BB 14261, BB 14262	Mohammed Rakibul Hasan Md. Mahfuzul Kabir

Reviewed by : Md. Abu Sayed

Approved by : Md. Mehedi Hasan

FINDINGS AND RECOMMENDATIONS

The table below summarizes the identified boiler safety hazards during this inspection. Recommendations have been provided for each finding.

FINDING NO:	B-35
CATEGORY:	SCALES AND DEPOSITS
BOILER REGISTRATION NO:	BB 8457
FINDING: Salt and thin scale (1~2 mm) formation was observed on the waterside on bottom side.	
RECOMMENDATION: Cleaning is required. A water treatment station is to be used. Feed and boiler water quality and conditioning should be verified and monitored. The boiler operator should operate the boiler with proper blowdown.	
PRIORITY:	P2
REMEDIATION TIME FRAME:	1 MONTH

FINDING NO:	B-36
CATEGORY:	SCALES AND DEPOSITS
BOILER REGISTRATION NO:	BB 9220
FINDING: Salt and thin scale (2~3 mm) formation was observed on the waterside on bottom side.	
RECOMMENDATION: Cleaning is required. A water treatment station is to be used. Feed and boiler water quality and conditioning should be verified and monitored. The boiler operator should operate the boiler with proper blowdown.	
PRIORITY:	P2
REMEDIATION TIME FRAME:	1 MONTH

3. FUNCTIONAL TEST INSPECTION

Inspection Date	Boiler Registration Number	Author(s)
26-Aug-25	BB 9220, BB 9221	Md. Humayun Kabir Tipu
24-Sep-25	BB 8457, BB 14260, BB 14261, BB 14262	Md. Mahfuzul Kabir Nawaze Mahmud

Reviewed by : Md. Abu Sayed

Approved by : Md. Mehedi Hasan

FINDINGS AND RECOMMENDATIONS

The table below summarizes the identified boiler safety hazards during this inspection. Recommendations have been provided for each finding.

FINDING NO:	B-37	
CATEGORY:	MONITORING AND CONTROL SYSTEM	
BOILER REGISTRATION NO:	BB 14160	
FINDING: There was no interlock for the Low Low Water (LLWL) level trip of the boiler		
RECOMMENDATION: The Low Low Water (LLW) level tripping mechanism should be functional.		
PRIORITY:	P1	
REMEDIATION TIME FRAME:	1 WEEK	

FINDING NO:	B-38	
CATEGORY:	MONITORING AND CONTROL SYSTEM	
BOILER REGISTRATION NO:	BB 14161	
FINDING: There was no interlock for the Low Low Water (LLWL) level trip of the boiler		
RECOMMENDATION: The Low Low Water (LLW) level tripping mechanism should be functional.		
PRIORITY:	P1	
REMEDIATION TIME FRAME:	1 WEEK	

FINDING NO:	B-39	
CATEGORY:	MONITORING AND CONTROL SYSTEM	
BOILER REGISTRATION NO:	BB 14162	
FINDING: There was no interlock for the Low Low Water (LLWL) level trip of the boiler		
RECOMMENDATION: The Low Low Water (LLW) level tripping mechanism should be functional.		
PRIORITY:	P1	
REMEDIATION TIME FRAME:	1 WEEK	