# BOILER SAFETY REPORT

## Masihata Sweaters Ltd (Extension)

**Factory ID:** 24617

**Address:** South Panishail, BKSP, Kashimpur, Gazipur

**GPS Coordinates:** 23.993310, 90.262116

| | | |
|---|---|---|
| **Factory List** | : | Masihata Sweaters Ltd (Extension) (24617)<br>Masihata Sweaters Ltd (9506) |
| **Number of Boilers** | : | 4 |
| **Boiler Registration Numbers** | : | BB 6359, BB 8601, BB 13311, BB 10063 |

RSC RMG SUSTAINABILITY COUNCIL

# EXECUTIVE SUMMARY

A comprehensive boiler safety inspection of the factory – **Masihata Sweaters Ltd (Extension) (24617)** was conducted by the RMG Sustainability Council, covering 4 boilers bearing the registration numbers – BB 6359, BB 8601, BB 13311, and BB 10063. The inspection aimed for the safety checks of the boiler and provide recommendations for safe operation and maintenance.

The inspection process was divided into three distinct parts. Firstly, an external visual inspection was carried out to evaluate the overall condition of the boiler and provide guidance for the upcoming full-fledged boiler safety inspection. Next, an internal inspection and hydrostatic pressure test (commonly referred to as a hydrotest) inspection was conducted to assess the safety and structural integrity of the boiler. Sufficient time was allocated to allow the factory to prepare for the final inspection stage, which involved a functional test inspection. This stage required the boiler to be operational to enable the inspection team to verify the functionality of different safety circuits.

**From the inspection observations -**

BB 6359, BB 8601 are in operable condition, but a few issues - outlined in this report, are to be addressed in a timely manner.

| Boiler Registration Number | External visual inspection | Internal & Hydrotest inspection | | Functional test inspection | |
|---|---|---|---|---|---|
| | Date | Date | Remarks | Date | Remarks |
| BB 6359 | 30-Jun-25 | 30-Jun-25<br>16-Jul-25 | On 30-Jun-25, the hydrotest inspection was not completed due to fittings leakage after multiple attempts to repair by the factory. So, another hydrotest was attempted on 16-Jul-25 and the inspection was satisfactory. | 7-Sep-25 | |
| BB 8601 | 30-Jun-25 | 31-Aug-25 | Satisfactory | 7-Sep-25 | |

| | | | | | |
|---|---|---|---|---|---|
| BB 13311 | 30-Jun-25 | 24-Jul-25 | Satisfactory | 7-Sep-25 | On 7-Sep-25, functional test could not be conducted as the boiler was inactive due to generator issue. The Office of the Chief Inspector of Boilers (CIoB) acknowledged the temporary shutdown application for this boiler on 22-Sep-25. |
| BB 10063 | 27-Sep-21 | The office of the Chief Inspector of Boilers acknowledged the permanent shutdown application of this boiler as of 30-Jun-22. | | | |

## LIMITATIONS

The information in this boiler safety inspection report was obtained during a factory visit and discussion with local factory management. Services performed by the inspectors are conducted in a manner consistent with the level of care and skill generally exercised by members of the engineering and auditing profession. However, an effort has been made to discover all meaningful areas within the stipulated time.

In evaluating the subject site, the inspector relies on good faith in the information provided by factory management or employees. The inspector assumes that the information provided is factual, accurate and accepts no responsibility for any deficiency, misstatement or inaccuracies contained in this report as a result of omission or misrepresentation of any person interviewed or contacted.

The findings and recommendations in this report are not intended to imply, guarantee, ensure or warrant compliance with any government regulations. Additionally, the results do not imply in any way that compliance with the findings or recommendations, as stated in this report, will eliminate all risks or exposures not referred to in this report. Compliance with the findings and recommendations stated in this report does not relieve the factory from the obligation to comply with specific project requirements, industry standards, or the provisions of any local government regulations.

In case any critical safety concerns are found that require the RSC to recommend an immediate boiler shutdown, for applicable cases, the RSC will inform the Chief Inspector of Boilers (CIoB) office and collaborate with them on all subsequent steps to remediate the issue(s).

Unless the RMG Sustainability Council (RSC) provides express prior written consent, no part of this document may be reproduced, distributed, or communicated to any third party.

## 1. EXTERNAL VISUAL INSPECTION

| Inspection Date | Boiler Registration Number | Author(s) |
|---|---|---|
| 27-Sep-21 | BB 10063 | Md. Tanvir Siraj |
| 30-Jun-25 | BB 6359, BB 8601, BB 13311 | Mohammed Rakibul Hasan |

**Reviewed by** : Siam Mahbub

**Approved by** : Md. Mehedi Hasan

## FINDINGS AND RECOMMENDATIONS

The table below summarizes the identified boiler safety hazards during this inspection. Recommendations have been provided for each finding.

| | |
|---|---|
| **FINDING NO:** | B-1 |
| **CATEGORY:** | ELECTRICAL WIRING SYSTEM |
| **BOILER REGISTRATION NO:** | BB 10063 |
| **FINDING:**<br><br>No emergency stop push switch was available near the entrance outside of the boiler room. | |
| **RECOMMENDATION:**<br><br>Emergency stop push switches must be installed on the boiler control panel and outside the boiler room near every entrance door. | |
| **PRIORITY:** | P3 |
| **REMEDIATION TIME FRAME:** | 2 MONTHS |

| | |
|---|---|
| **FINDING NO:** | B-2 |
| **CATEGORY:** | DOCUMENTATION |
| **BOILER REGISTRATION NO:** | BB 10063 |
| **FINDING:**<br><br>Necessary technical documents were not available to verify boiler design and operation parameters. | |
| **RECOMMENDATION:**<br><br>Documentation including manufacturing drawings and calculations, Piping and Instrumentation diagram, electrical wiring diagram, commissioning documents, data sheets of mountings, accessories and feed water pump, boiler operational and maintenance log book, operation and maintenance manual, water treatment design and calculation, flue gas analysis report and water treatment report shall be available to verify the present condition of the boiler. | |
| **PRIORITY:** | P3 |
| **REMEDIATION TIME FRAME:** | 2 MONTHS |

| | |
|---|---|
| **FINDING NO:** | B-3 |
| **CATEGORY:** | MONITORING AND CONTROL SYSTEM |
| **BOILER REGISTRATION NO:** | BB 10063 |
| **FINDING:**<br><br>Low Low Water Level (LLWL) was not marked properly on water level gauge glass system. | |
| **RECOMMENDATION:**<br><br>The Low Low Water Level (LLWL) should be marked beside the gauge glass on a separate arrangement so that the water level can be visualized and identified clearly. | |
| **PRIORITY:** | P3 |
| **REMEDIATION TIME FRAME:** | 2 MONTHS |

| | |
|---|---|
| **FINDING NO:** | B-4 |
| **CATEGORY:** | ELECTRICAL WIRING SYSTEM |
| **BOILER REGISTRATION NO:** | BB 6359 |
| **FINDING:**<br><br>No emergency stop push switch was available near the entrance outside of the boiler room and on the boiler control panel. | |
| **RECOMMENDATION:**<br><br>Emergency stop push switches must be installed on the boiler control panel and outside the boiler room near every entrance door. | |
| **PRIORITY:** | P3 |
| **REMEDIATION TIME FRAME:** | 2 MONTHS |

| | | |
|---|---|---|
| **FINDING NO:** | B-5 | |
| **CATEGORY:** | ELECTRICAL WIRING SYSTEM | |
| **BOILER REGISTRATION NO:** | BB 13311 | |
| **FINDING:**<br><br>No emergency stop push switch was available near the entrance outside of the boiler room and on the boiler control panel. | | |
| **RECOMMENDATION:**<br><br>Emergency stop push switches must be installed on the boiler control panel and outside the boiler room near every entrance door. | | |
| **PRIORITY:** | P3 | |
| **REMEDIATION TIME FRAME:** | 2 MONTHS | |

| | | |
|---|---|---|
| **FINDING NO:** | B-6 |   |
| **CATEGORY:** | MONITORING AND CONTROL SYSTEM | |
| **BOILER REGISTRATION NO:** | BB 6359 | |
| **FINDING:**<br>Low Low Water Level (LLWL) was not marked properly on water level gauge glass system. | | |
| **RECOMMENDATION:**<br>The Low Low Water Level (LLWL) should be marked beside the gauge glass on a separate arrangement so that the water level can be visualized and identified clearly. | | |
| **PRIORITY:** | P3 | |
| **REMEDIATION TIME FRAME:** | 2 MONTHS | |

| | | |
|---|---|---|
| **FINDING NO:** | B-7 |   |
| **CATEGORY:** | MONITORING AND CONTROL SYSTEM | |
| **BOILER REGISTRATION NO:** | BB 13311 | |
| **FINDING:**<br>Low Low Water Level (LLWL) was not marked properly on water level gauge glass system. | | |
| **RECOMMENDATION:**<br>The Low Low Water Level (LLWL) should be marked beside the gauge glass on a separate arrangement so that the water level can be visualized and identified clearly. | | |
| **PRIORITY:** | P3 | |
| **REMEDIATION TIME FRAME:** | 2 MONTHS | |

| | |
|---|---|
| **FINDING NO:** | B-8 |
| **CATEGORY:** | MONITORING AND CONTROL SYSTEM |
| **BOILER REGISTRATION NO:** | BB 8601 |
| **FINDING:**<br><br>Low Low Water Level (LLWL) was not marked properly on water level gauge glass system. | |
| **RECOMMENDATION:**<br><br>The Low Low Water Level (LLWL) should be marked beside the gauge glass on a separate arrangement so that the water level can be visualized and identified clearly. | |
| **PRIORITY:** | P3 |
| **REMEDIATION TIME FRAME:** | 2 MONTHS |




| | |
|---|---|
| **FINDING NO:** | B-9 |
| **CATEGORY:** | MONITORING AND CONTROL SYSTEM |
| **BOILER REGISTRATION NO:** | BB 6359 |
| **FINDING:**<br><br>Valves were observed between the boiler and the pressure controller. | |
| **RECOMMENDATION:**<br><br>The measuring and sensing devices related to boiler safety shall be mounted directly with the boiler without any valves in between. | |
| **PRIORITY:** | P1 |
| **REMEDIATION TIME FRAME:** | 2 WEEKS |

| | |
|---|---|
| **FINDING NO:** | B-10 |
| **CATEGORY:** | MONITORING AND CONTROL SYSTEM |
| **BOILER REGISTRATION NO:** | BB 13311 |
| **FINDING:**<br><br>Valves were observed between the boiler and the pressure controller. | |
| **RECOMMENDATION:**<br><br>The measuring and sensing devices related to boiler safety shall be mounted directly with the boiler without any valves in between. | |
| **PRIORITY:** | P1 |
| **REMEDIATION TIME FRAME:** | 2 WEEKS |




| | |
|---|---|
| **FINDING NO:** | B-11 |
| **CATEGORY:** | THERMAL INSULATION |
| **BOILER REGISTRATION NO:** | BB 6359 |
| **FINDING:**<br><br>Boiler steam header and steam pipeline were found with improper insulation. | |
| **RECOMMENDATION:**<br><br>Proper insulation to exposed parts of the boiler body and steam distribution pipelines should be provided. | |
| **PRIORITY:** | P2 |
| **REMEDIATION TIME FRAME:** | 1 MONTH |

| | | |
|---|---|---|
| **FINDING NO:** | B-12 | |
| **CATEGORY:** | THERMAL INSULATION | |
| **BOILER REGISTRATION NO:** | BB 13311 | |
| **FINDING:**<br><br>Boiler steam header and steam pipeline were found with improper insulation. | | |
| **RECOMMENDATION:**<br><br>Proper insulation to exposed parts of the boiler body and steam distribution pipelines should be provided. | | |
| **PRIORITY:** | P2 | |
| **REMEDIATION TIME FRAME:** | 1 MONTH | |

| | | |
|---|---|---|
| **FINDING NO:** | B-13 | |
| **CATEGORY:** | THERMAL INSULATION | |
| **BOILER REGISTRATION NO:** | BB 8601 | |
| **FINDING:**<br><br>Boiler steam header and steam pipeline were found with improper insulation. | | |
| **RECOMMENDATION:**<br><br>Proper insulation to exposed parts of the boiler body and steam distribution pipelines should be provided. | | |
| **PRIORITY:** | P2 | |
| **REMEDIATION TIME FRAME:** | 1 MONTH | |

| | |
|---|---|
| **FINDING NO:** | B-14 |
| **CATEGORY:** | DOCUMENTATION |
| **BOILER REGISTRATION NO:** | BB 13311 |
| **FINDING:**<br><br>Boiler's initial registration certificate was not available on-site during the inspection. | |
| **RECOMMENDATION:**<br><br>Boiler registration certificate from the government authority which was provided after the installation shall be available on-site during the inspection. | |
| **PRIORITY:** | P3 |
| **REMEDIATION TIME FRAME:** | 2 MONTHS |

| | |
|---|---|
| **FINDING NO:** | B-15 |
| **CATEGORY:** | AIR VENT |
| **BOILER REGISTRATION NO:** | BB 13311 |
| **FINDING:**<br><br>The boiler air vent line was not directed to the outside of the boiler room. | |
| **RECOMMENDATION:**<br><br>The boiler vent line should be directed outside of the boiler room with proper support. | |
| **PRIORITY:** | P2 |
| **REMEDIATION TIME FRAME:** | 1 MONTH |



| | |
|---|---|
| **FINDING NO:** | B-16 |
| **CATEGORY:** | DOCUMENTATION |
| **BOILER REGISTRATION NO:** | BB 6359 |
| **FINDING:**<br><br>Necessary technical documents were not available to verify boiler design and operation parameters. | |
| **RECOMMENDATION:**<br><br>Documentation including manufacturing drawings and calculations, Piping and Instrumentation diagram, electrical wiring diagram, commissioning documents, data sheets of mountings, accessories and feed water pump, boiler operational and maintenance log book, operation and maintenance manual, water treatment design and calculation, flue gas analysis report and water treatment report shall be available to verify the present condition of the boiler. | |
| **PRIORITY:** | P3 |
| **REMEDIATION TIME FRAME:** | 2 MONTHS |

| | |
|---|---|
| **FINDING NO:** | B-17 |
| **CATEGORY:** | DOCUMENTATION |
| **BOILER REGISTRATION NO:** | BB 13311 |
| **FINDING:**<br><br>Necessary technical documents were not available to verify boiler design and operation parameters. | |
| **RECOMMENDATION:**<br><br>Documentation including manufacturing drawings and calculations, Piping and Instrumentation diagram, electrical wiring diagram, commissioning documents, data sheets of mountings, accessories and feed water pump, boiler operational and maintenance log book, operation and maintenance manual, water treatment design and calculation, flue gas analysis report and water treatment report shall be available to verify the present condition of the boiler. | |
| **PRIORITY:** | P3 |
| **REMEDIATION TIME FRAME:** | 2 MONTHS |

| | |
|---|---|
| **FINDING NO:** | B-18 |
| **CATEGORY:** | DOCUMENTATION |
| **BOILER REGISTRATION NO:** | BB 8601 |
| **FINDING:**<br><br>Necessary technical documents were not available to verify boiler design and operation parameters. | |
| **RECOMMENDATION:**<br><br>Documentation including manufacturing drawings and calculations, Piping and Instrumentation diagram, electrical wiring diagram, commissioning documents, data sheets of mountings, accessories and feed water pump, boiler operational and maintenance log book, operation and maintenance manual, water treatment design and calculation, flue gas analysis report and water treatment report shall be available to verify the present condition of the boiler. | |
| **PRIORITY:** | P3 |
| **REMEDIATION TIME FRAME:** | 2 MONTHS |

| | |
|---|---|
| **FINDING NO:** | B-19 |
| **CATEGORY:** | FUEL SYSTEM |
| **BOILER REGISTRATION NO:** | BB 8601 |
| **FINDING:**<br><br>Fuel line connection was not terminated properly. | |
| **RECOMMENDATION:**<br><br>Any fuel line openings in boiler room shall be diverted outside of the boiler room or sealed off with a bond plug/blind flange to prevent fuel leakage. | |
| **PRIORITY:** | P1 |
| **REMEDIATION TIME FRAME:** | 2 WEEKS |

| | |
|---|---|
| **FINDING NO:** | B-20 |
| **CATEGORY:** | SUPPORT AND ACCESS |
| **BOILER REGISTRATION NO:** | BB 13311 |
| **FINDING:**<br><br>A boiler with a height of 8 feet or more was observed with an inadequate platform, ladder, and handrail, making it inaccessible. | |
| **RECOMMENDATION:**<br><br>An operation, maintenance, and inspection platform with a minimum width of 2.5 feet, a railing with a minimum height of 3.5 feet, and a ladder - that does not pose fall hazard - should be provided. | |
| **PRIORITY:** | P3 |
| **REMEDIATION TIME FRAME:** | 2 MONTHS |

| | |
|---|---|
| **FINDING NO:** | B-21 |
| **CATEGORY:** | MONITORING AND CONTROL SYSTEM |
| **BOILER REGISTRATION NO:** | BB 13311 |
| **FINDING:**<br><br>The steam pressure gauge range was insufficient. | |
| **RECOMMENDATION:**<br><br>The boiler pressure gauge range should be at least twice the boiler's maximum allowable working pressure mentioned in the boiler license or in accordance with any recognized international standard. | |
| **PRIORITY:** | P2 |
| **REMEDIATION TIME FRAME:** | 1 MONTH |



| | |
|---|---|
| **FINDING NO:** | B-22 |
| **CATEGORY:** | LEAKAGE |
| **BOILER REGISTRATION NO:** | BB 13311 |
| **FINDING:**<br><br>Steam leakage was observed in the boiler steam header gate valve. | |
| **RECOMMENDATION:**<br><br>The steam leakage shall be repaired to prevent burn hazard. | |
| **PRIORITY:** | P2 |
| **REMEDIATION TIME FRAME:** | 1 MONTH |

| | |
|---|---|
| **FINDING NO:** | B-23 |
| **CATEGORY:** | THERMAL INSULATION |
| **BOILER REGISTRATION NO:** | BB 13311 |
| **FINDING:**<br><br>Boiler exhaust gas pipeline inside the boiler room was found with improper insulation. | |
| **RECOMMENDATION:**<br><br>Proper insulation to boiler exhaust gas pipeline inside the boiler room causing heat exposure for personnel shall be provided. | |
| **PRIORITY:** | P2 |
| **REMEDIATION TIME FRAME:** | 1 MONTH |



| | |
|---|---|
| **FINDING NO:** | B-24 |
| **CATEGORY:** | SUPPORT AND ACCESS |
| **BOILER REGISTRATION NO:** | BB 8601 |
| **FINDING:**<br><br>A boiler with a height of 8 feet or more was observed with an inadequate platform, ladder, and handrail, making it inaccessible. | |
| **RECOMMENDATION:**<br><br>An operation, maintenance, and inspection platform with a minimum width of 2.5 feet, a railing with a minimum height of 3.5 feet, and a ladder - that does not pose fall hazard - should be provided. | |
| **PRIORITY:** | P3 |
| **REMEDIATION TIME FRAME:** | 2 MONTHS |

| | |
|---|---|
| **FINDING NO:** | B-25 |
| **CATEGORY:** | MONITORING AND CONTROL SYSTEM |
| **BOILER REGISTRATION NO:** | BB 8601 |
| **FINDING:**<br><br>The steam pressure gauge range was insufficient. | |
| **RECOMMENDATION:**<br><br>The boiler pressure gauge range should be at least twice the boiler's maximum allowable working pressure mentioned in the boiler license or in accordance with any recognized international standard. | |
| **PRIORITY:** | P2 |
| **REMEDIATION TIME FRAME:** | 1 MONTH |

## 2. INTERNAL INSPECTION & HYDROSTATIC PRESSURE TEST INSPECTION

| Inspection Date | Boiler Registration Number | Author(s) |
|---|---|---|
| 30-Jun-25 | BB 6359 | Mohammed Rakibul Hasan |
| 16-Jul-25 | BB 6359 | Md. Abu Sayed |
| 24-Jul-25 | BB 13311 | Syed Rayhan Sajjid |
| 31-Aug-25 | BB 8601 | Kazi Sefat-E-Nur |

**Reviewed by** : Siam Mahbub

**Approved by** : Md. Mehedi Hasan

**FINDINGS AND RECOMMENDATIONS**

The table below summarizes the identified boiler safety hazards during this inspection. Recommendations have been provided for each finding.

| | | |
|---|---|---|
| **FINDING NO:** | B-26 | |
| **CATEGORY:** | BOILER PRESSURE PARTS | |
| **BOILER REGISTRATION NO:** | BB 6359 | |
| **FINDING:**<br><br>The inside of the boiler was found corroded due to inadequate water treatment. | | |
| **RECOMMENDATION:**<br><br>Feed water must be externally or internally treated. The boiler operator should blow down regularly as per the manufacturer's recommendation. Rapid boiling should be avoided. Shell and end plate thicknesses must be within the allowable limit specified by the manufacturer. | | |
| **PRIORITY:** | P2 | |
| **REMEDIATION TIME FRAME:** | 1 MONTH | |

| | |
|---|---|
| **FINDING NO:** | B-27 |
| **CATEGORY:** | SCALES AND DEPOSITS |
| **BOILER REGISTRATION NO:** | BB 6359 |
| **FINDING:**<br><br>Salt and scale formation was observed on the waterside on smoke tube and furnace side. | |
| **RECOMMENDATION:**<br><br>Cleaning is required. A water treatment station is to be used. Feed and boiler water quality and conditioning should be verified and monitored. The boiler operator should operate the boiler with proper blowdown. | |
| **PRIORITY:** | P2 |
| **REMEDIATION TIME FRAME:** | 1 MONTH |

| | |
|---|---|
| **FINDING NO:** | B-28 |
| **CATEGORY:** | MONITORING AND CONTROL SYSTEM |
| **BOILER REGISTRATION NO:** | BB 6359 |
| **FINDING:**<br><br>An inconsistency was observed between the readings of the boiler pressure gauge and the calibrated pressure gauge. | |
| **RECOMMENDATION:**<br><br>Defective pressure gauge(s) shall be replaced with functional gauge(s) as per Bangladesh Boiler Regulation (BBR). | |
| **PRIORITY:** | P1 |
| **REMEDIATION TIME FRAME:** | 2 WEEKS |



| | | |
|---|---|---|
| **FINDING NO:** | B-29 |  |
| **CATEGORY:** | SCALES AND DEPOSITS | |
| **BOILER REGISTRATION NO:** | BB 8601 | |
| **FINDING:**<br><br>Salt and scale (hard & medium) formation was observed on the waterside. | | |
| **RECOMMENDATION:**<br><br>Cleaning is required. A water treatment station is to be used. Feed and boiler water quality and conditioning should be verified and monitored. The boiler operator should operate the boiler with proper blowdown. | | |
| **PRIORITY:** | P2 | |
| **REMEDIATION TIME FRAME:** | 1 MONTH | |

## 3. FUNCTIONAL TEST INSPECTION

| Inspection Date | Boiler Registration Number | Author(s) |
|---|---|---|
| 7-Sep-25 | BB 6359, BB 8601 | Mohammed Rakibul Hasan |

**Reviewed by** : Siam Mahbub

**Approved by** : Md. Mehedi Hasan

**FINDINGS AND RECOMMENDATIONS**

The table below summarizes the identified boiler safety hazards during this inspection. Recommendations have been provided for each finding.

| | |
|---|---|
| **FINDING NO:** | B-30 |
| **CATEGORY:** | MONITORING AND CONTROL SYSTEM |
| **BOILER REGISTRATION NO:** | BB 6359 |
| **FINDING:**<br><br>There was no interlock for the Low Low Water (LLWL) level trip of the boiler | |
| **RECOMMENDATION:**<br><br>The Low Low Water (LLW) level tripping mechanism should be functional. | |
| **PRIORITY:** | P1 |
| **REMEDIATION TIME FRAME:** | 1 WEEK |

| | |
|---|---|
| **FINDING NO:** | B-31 |
| **CATEGORY:** | MONITORING AND CONTROL SYSTEM |
| **BOILER REGISTRATION NO:** | BB 6359 |
| **FINDING:**<br><br>The Steam Pressure Limiter was missing. | |
| **RECOMMENDATION:**<br><br>Steam Pressure Limiter should be installed and kept functional. | |
| **PRIORITY:** | P1 |
| **REMEDIATION TIME FRAME:** | 1 MONTH |

| | |
|---|---|
| **FINDING NO:** | B-32 |
| **CATEGORY:** | MONITORING AND CONTROL SYSTEM |
| **BOILER REGISTRATION NO:** | BB 8601 |
| **FINDING:**<br><br>The Steam Pressure Limiter was missing. | |
| **RECOMMENDATION:**<br><br>Steam Pressure Limiter should be installed and kept functional. | |
| **PRIORITY:** | P1 |
| **REMEDIATION TIME FRAME:** | 1 MONTH |

| | |
|---|---|
| **FINDING NO:** | B-33 |
| **CATEGORY:** | MONITORING AND CONTROL SYSTEM |
| **BOILER REGISTRATION NO:** | BB 6359 |
| **FINDING:**<br><br>The Air Pressure Limiter was not functional. | |
| **RECOMMENDATION:**<br><br>Air Pressure Limiter shall be kept functional. | |
| **PRIORITY:** | P2 |
| **REMEDIATION TIME FRAME:** | 1 MONTH |

| | | |
|---|---|---|
| **FINDING NO:** | B-34 | |
| **CATEGORY:** | MONITORING AND CONTROL SYSTEM | |
| **BOILER REGISTRATION NO:** | BB 6359 | |
| **FINDING:**<br>The Air Pressure Limiter was not functional. | | |
| **RECOMMENDATION:**<br>Air Pressure Limiter shall be kept functional. | | |
| **PRIORITY:** | P2 | |
| **REMEDIATION TIME FRAME:** | 1 MONTH | |