

Styrax Fashions Ltd Plot 180

PLOT NO-180, DEPZ-EXTN GANAKBARI, SAVAR, DHAKA

(23.943499940989, 90.27928920591)

14 May 2025




1. Building information

- I. Main Operation Building (B+G+6)
- II. Security and Fire Command Room (G)
- III. Utility Building (G)

2. Observations:

Observation 1: Inadequate number of material test reports and lack of adequacy checks in the design report. (Main Operation Building).



2.0) Material Data


The following strength parameter considered for design of building

SL/No	Concrete Strength	
01	Column	4500 Psi
02	Beam & Slab	3500 Psi
03	Stair waist slab	4000 Psi
04	Shear wall	4000 Psi
05	Flexural strength of all Reinforcement, f_y	72500 Psi



Description: A design report was available at the time of inspection. However, all types of adequacy checks, including punching check, differential settlement check, and flexure check, are not provided for the mat foundation in the design report. Furthermore, the number of concrete cylinder test reports provided does not meet the frequency of testing requirement as per BNBC (Section- 5.6 and 5.12). The building engineer is required to revise the design report based on in-situ concrete strength and submit the revised design report to RSC for review.

Observation 2: Discrepancy between the as-built drawing and onsite condition (Main Operation Building).



Description: During the inspection, it was observed that SW 2 is shown in the provided as-built drawing only up to the 2nd floor, where it extends to the 4th floor. The building engineer is required to survey the full structure and update the drawing and design documents based on the as-constructed structure.

Observation 3: Non-structural elements are not anchored. (Main Operation Building).



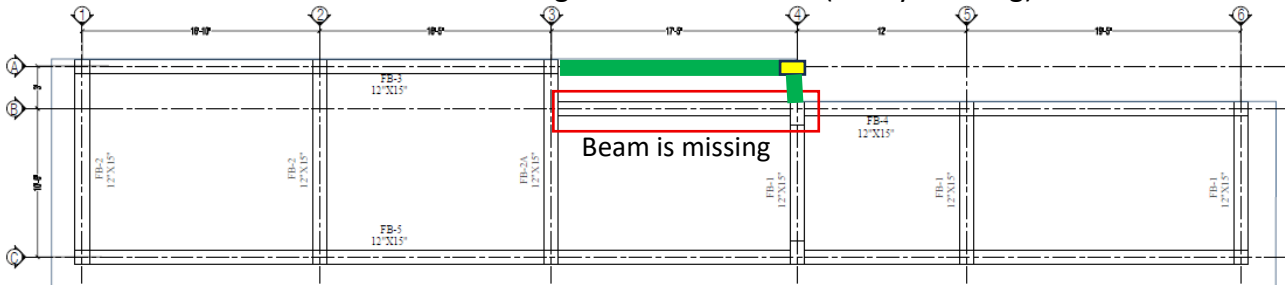
Description: Non-structural elements are not anchored at several places on the floor. The building engineer is required to anchor or brace all the non-structural elements (Racks/water tank) adequately.

Observation-4: Trolley impact on structural members. (Main Operation Building).



Description: Damaged column surface was observed due to trolley impact. Repair the damaged column plaster and provide column guard to protect from trolley impact.

Observation-5: Mismatch between drawing & onsite condition (Utility Building).



Description: During inspection, a mismatch was found in the column layout and column schedule in the structure.

- Mismatches were found in the beam and column layout shown in the figure.
- C2 column size was found to be 375X300 mm instead of 300X300 mm.

The building engineer is required to update the drawing and design documents based on the as-constructed structure.

Observation-6: Falling Hazard at the roof of the Utility Building.



Description: During inspection, a falling hazard was found on the roof of the Utility Room. The building engineer is required to provide adequate parapet walls at the falling hazard area.

Observation-7: Vehicle impact on structural member/roof slab. (Security and Fire Command Room).



Description: Damaged slab was observed due to vehicle impact. The building engineer is required to repair the damaged surface of the slab as per the engineer's suggestion and provide barriers to protect from possible vehicle impact.

3. Action Plan:

Item No	Observation	Action Plan	Timeline
1.	Inadequate number of material test reports and lack of adequacy checks in the design report. (Main Operation Building).	The building engineer is required to revise the design report based on in-situ concrete strength and submit the revised design report to RSC for review.	within 6 weeks
2.		Implement remedial action if required.	within 6 months
3.	Discrepancy between drawing and onsite condition (Main Operation Building).	The building engineer is required to survey the structure and update the as-built drawings.	within 6 weeks
4.	Non-structural elements are not anchored. (Main Operation Building)	The building engineer is required to anchor or brace all the non-structural elements (Racks/water tank) adequately.	within 6 months
5.	Trolley impact on structural members. (Main Operation Building).	Repair the damaged column plaster and provide column guard to protect from trolley impact.	within 6 months
6.	Mismatch between drawing & onsite condition (Utility Building).	The building engineer is required to survey the structure and update the as-built drawings.	within 6 weeks
7.	Falling Hazard on the roof of the Utility Building.	The building engineer is required to provide adequate parapet walls at the falling hazard area.	within 6 weeks
8.	Vehicle impact on structural member/roof slab. (Security and Fire Command Room).	The building engineer is required to repair the damaged surface of the slab as per the engineer's suggestion and provide barriers to protect from possible vehicle impact.	within 6 months