

FIRE SAFETY INSPECTION REPORT

Factory Name: Wucho Fashion Ltd.

ACCORD ID: 23189

ADDRESS: Afsar Uddin Shekh Complex, Hazi Liakat Ali Road, Jamgara, Ashulia, Dhaka (23.934533, 90. 288179)

Other Factories: None



Inspected By: Johana Sharmin & Md. Rafat Arefin

Date: 3rd May, 2018

Fire Safety Inspection Report

Factory Name: Wucho Fashion Ltd

Introduction:

Wucho Fashion Ltd was surveyed for fire safety on 03/05/2018 by The Accord Inspection Team. The purpose of the survey was to identify significant fire safety issues and to provide recommendations for remediation based on applicable standards specified by the Accord. The scope of this initial fire safety inspection was limited to the review and identification of major fire safety issues. The inspection did not include identification of minor deficiencies, which will be further addressed as part of follow-up inspections.

Limitations:

The information in this fire safety inspection report was obtained during a visit to the facility and during interviews with local factory management. It has not been possible to provide independent verification for all the information and data collected, and, therefore, The Accord cannot accept general responsibility for omissions or errors arising from inaccuracies in this report from the information obtained.

The findings and recommendations in this report are not intended to imply, guarantee, ensure or warrant compliance with any government regulations. Additionally, the results do not imply in any way that compliance with the findings or recommendations as stated in this report will eliminate all hazards, risks or exposures or that hazards, risks or exposures not referred to in this report do not exist. Compliance with the findings and recommendations stated in this report does not relieve the factory owner from obligation to comply with specific project requirements, industry standards, or the provisions of any local government regulations.



General Factory Information

Factory Building name(s): Wucho Fashion Ltd

Factory Address: Afsar Uddin Shekh Complex, Hazi Liakat Ali Road, Jamgara, Ashulia, Dhaka

Points of contact:

1. Name: CY CHEN

Designation:Chairman

Contact No: 01793873679

Email: jenkency@wuchofashionbd.com, jenkency@hotmail.com

2. Name: Md. Saidul Hoque

Designation: General Manager

Contact No: 01771568275, 01627328172

Email: saidul.hoque@wuchofashionbd.com





Findings & Recommendations :

The following "Table" summarizes the major fire safety issues identified during the inspection.



Recommendations have been provided to address each issue. An implementation schedule shall be developed by the factory to remediate each of the findings. The specific timing of improvements, including any requested extensions due to design / installation constraints, shall be submitted to the Accord for approval.

SI No.	Category	Findings	Required Action	Remediation Time Frame
1	Fire Rated Construction	Areas used for in-process storage of combustible materials are open to the surrounding occupancy Location: Ground Floor: Besides Accessories store and QC inspection rooms, 2nd Floor: besides cutting tables of Cutting section, 3rd Floor: south east portion of Sewing Section	Provide defined storage areas and limit the storage arrangement as follows:- 1. General Condition: Maximum height of 2.4m and maximum area of 23m ² . Separate areas of unenclosed combustible storage by a minimum clear distance of 3m. 2. If sprinkler protected: maximum height of 3.66m and maximum area of 93m ² . Separate areas of unenclosed combustible storage by a minimum clear distance of 3m. or 3. Enclose the storage area from the surrounding occupancy with a minimum 1 hour construction.	Within 3 months





SI No.	Category	Findings	Required Action	Remediation Time Frame
				
2	Fire Rated Construction	<p>Rooms used for storage of combustible materials are not separated from the surrounding occupancy/areas</p> <p>Location: Basement Floor- besides dining area, Ground Floor- finished good store in east portion of cutting table</p>	<p>Rooms used for storage of combustible materials shall be separated from the surrounding occupancy with a minimum 1 hour construction.</p>	<p>Within 3 months</p>





SI No.	Category	Findings	Required Action	Remediation Time Frame
				
3	Fire Rated Construction	<p>Generator, Compressor and transformers are not separated from each other with fire rated construction. Location: Utility Building at west side of the main building.</p>	<p>Provide minimum 1-hr fire rated assemblies between each component and Separate Utility shed from Production shed with minimum 1.5-hr rated fire assemblies.</p>	Within 3 months





SI No.	Category	Findings	Required Action	Remediation Time Frame
				
4	Fire Rated Construction	<p>The exit stairs are not separated from production floors on each floor by fire-rated construction. Fire doors are installation works are in progress.</p>	<p>Stair shall be enclosed with a minimum 2-hr fire-rated construction. Seal all unprotected openings and provide minimum 1.5-hr fire rated doors to separate the exit stairs from work areas and other building spaces on all floor levels. Ensure that the fire doors are self-closing, positive latching and that they are provided with fire exit (panic) hardware where serving production floors.</p> <p>If fire doors are required to be held open for functional reasons, provide automatic-closing devices tied to the fire alarm system.</p>	Within 3 months





SI No.	Category	Findings	Required Action	Remediation Time Frame
				
5	Fire Rated Construction	South east exit stair is discharge the occupants inside the building at basement floor .	<ol style="list-style-type: none"> 1. Modify stair to discharge directly outside. <li style="text-align: center;">Or 2. Provide 2-hr fire-rated exit passageway leading directly outside (vestibules to separate any storage areas). <li style="text-align: center;">Or 3. Provide sprinkler protection for discharge floor in accordance with NFPA 13. 	Within 3 months





SI No.	Category	Findings	Required Action	Remediation Time Frame
				
6	Fire Rated Construction	Exit enclosure is not separated from building interior's unsealed penetrations.	Seal all penetrations and openings in exit stair enclosure walls to maintain the fire separation.	Within 3 months





SI No.	Category	Findings	Required Action	Remediation Time Frame
				
7	Fire Rated Construction	<p>Penetrations through floor/ceiling assemblies are found unsealed through electrical shaft. Location: Besides North west stair</p>	<p>Seal all penetrations and openings in floor/ceiling (full thickness of the floor/ceiling) assemblies by fire rated materials to maintain the fire resistance rating. Provide a minimum 2-hr fire rated shaft to separate the utility risers from each floor if required.</p>	<p>Within 3 months</p>





SI No.	Category	Findings	Required Action	Remediation Time Frame
				
8	Fire Rated Construction	Dinning space is not separated from storage area by Fire rated construction.	Remove dinning space from this location or, alternatively, provide minimum 3-hour fire rated separation.	Within 3 months





SI No.	Category	Findings	Required Action	Remediation Time Frame
				
9	Fire Rated Construction	Exit stairs were observed open to basement floor.	Provide 2hr separation in basement floor.	Within 3 months



SI No.	Category	Findings	Required Action	Remediation Time Frame
				
10	Egress	<p>Doors along means of egress are provided with non compliant locking system.</p> <p>Location: Exit doors at north west portion besides the stair at ground floor (locking features were provided in sliding gate and pocket gate)</p>	<ol style="list-style-type: none"> 1. Remove all non compliant locking features from egress doors. 2. If locks are required for security reasons, utilize special door locking features complying with NFPA 101. 3. Doors may be locked where the latch and lock are disengaged with one motion where the occupant load does not exceed 49 persons. 4. Doors may be provided with locking hardware from the ingress side provided that a panic bar is installed on any door with an occupant load exceeding 49 persons. 	Immediate





SI No.	Category	Findings	Required Action	Remediation Time Frame
				
11	Egress	<p>Collapsible and Sliding type doors have provided along means of egress.</p> <p>Location: Collapsible gates were found in Exit doors at north west portion and at north east portion besides the stairs at ground floor. Sliding doors were found in exit doors at north west portion besides the stair with the wrong swinging direction and finished good store at ground floor and staff office at 2nd floor)</p>	<p>Replace all collapsible/sliding/shutter type doors & gates by the side-hinged swinging type doors.</p>	<p>Within 3 months</p>





SI No.	Category	Findings	Required Action	Remediation Time Frame
				
12	Egress	<p>The egress path along means of egress has interrupted by obstruction/storage. Location: Ground and 1st Floor.</p>	<p>Means of egress shall be maintained continuously free and clear of all obstructions/storage. Or Keep egress paths and stairs clear of storage.</p>	Immediate




SI No.	Category	Findings	Required Action	Remediation Time Frame
				
13	Egress	<p>During the inspection egress aisles were obstructed by combustible storages and available clear width were found less than 36 inch.</p>	<p>Provide aisles free from obstructions and with minimum clear widths of 36-inch.</p>	<p>Immediate</p>




SI No.	Category	Findings	Required Action	Remediation Time Frame
				
14	Egress	<p>Handrails are not provided in the exit stair. Location: South and west stairs of all floors and additionally north stair in 4th floor.</p>	<p>Provide handrails on at least one side/both side of exit stair having a minimum height 34 in.</p>	<p>Within 3 months</p>




SI No.	Category	Findings	Required Action	Remediation Time Frame
				
15	Egress	Intermediate handrail has not been provided in south stair.	Provide intermediate handrail having a minimum height of 34 in.	Within 3 months





SI No.	Category	Findings	Required Action	Remediation Time Frame
				
16	Egress	Egress door serving 50 or more occupants but does not swing in the direction of egress travel.	Modify swing direction of egress doors to the direction of egress travel. Doors serving an occupant load of more than 50 shall swing in the direction (out-ward) of egress travel.	Within 3 months



SI No.	Category	Findings	Required Action	Remediation Time Frame
				
17	Egress	Fire evacuation maps is not posted at the entrance of all exit stairs.	Fire evacuation maps shall be posted at the entrance to each exit stair.	Within 3 months



SI No.	Category	Findings	Required Action	Remediation Time Frame
18	Egress	Storage was located in the exit stairs. Location: diesel machine underneath north stair at ground floor and other types of storages were found in all stairs throughout all floors.	Remove all storage from exit stairs.	
				


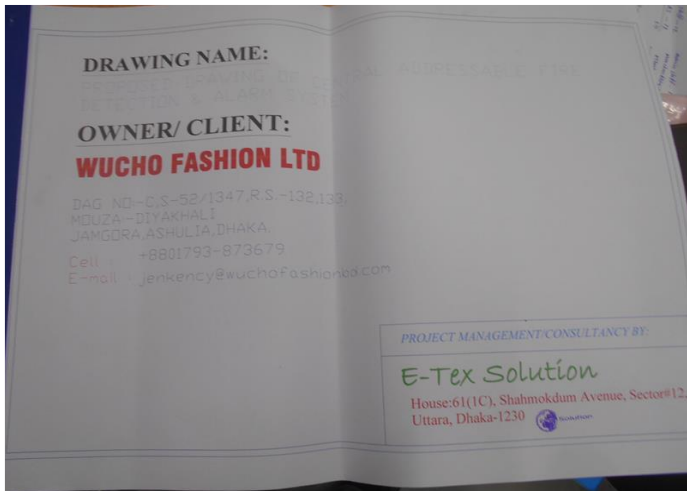


SI No.	Category	Findings	Required Action	Remediation Time Frame
19	Egress	Occupant loads and stair designations are not posted in a conspicuous space near the main exits or exit access doorways as demanded in ACCORD.	Occupant load sign and stair designation shall be posted at the entrance to exit stair at all level.	Within 3 months
20	Fire Protection	No fire alarm and detection system has been provided in the building.	Provide the fire alarm and detection system with a new, listed addressable fire alarm system in accordance with NFPA 72.	Within 6 months



SI No.	Category	Findings	Required Action	Remediation Time Frame
21	Fire Protection ITM	Inspection, testing, and maintenance for the fire alarm system is not in accordance with NFPA 72 or as per Accord standard.	Inspect, test and maintain the fire alarm system, and keep written records on-site, in accordance with NFPA 72 or as per Accord standard.	Within 3 months
22	Fire Protection	The building has an occupied floor greater than 10 meter (33 feet) and its not provided with standpipe system as per NFPA 14 & 20. (A proposed drawing, not reviewed from ACCORD was observed on site.)	Provide standpipe and hose system as per NFPA 14 & 20.	Within 6 months



SI No.	Category	Findings	Required Action	Remediation Time Frame
				
23	Fire Protection ITM	Inspection, testing, and maintenance for the fire extinguishers is not in accordance with NFPA 10 or as per Accord standard.	Inspect, test and maintain the fire extinguishers, and keep written records on-site, in accordance with NFPA 10 or as per Accord standard.	Within 3 months



SI No.	Category	Findings	Required Action	Remediation Time Frame
24	Egress Lighting	Manual on-off switch is provided for [emergency lighting / exit signage] units. Location: Battery Back-up emergency light.	Remove manual on/off switches from emergency lighting units to prevent them from being switched off.	Within 3 months
25	Egress Lighting	Directional signs are not provided where direction of the path of travel to an exit has changed in all floors.	Illuminated directional signs shall be provided where there is a change in the direction for the path of travel and the direction to an exit is not obvious.	Within 3 months



SI No.	Category	Findings	Required Action	Remediation Time Frame
26	Egress Lighting	Emergency lights were not provided throughout the building.	Provide emergency lights at all the Location where there is any kind of occupancies.	Within 3 months
27	Egress Lighting ITM	Inspection, testing, and maintenance for the exit sign and emergency lighting system was not in accordance with The ACCORD standard.	Inspect, test and maintain the exit sign and emergency lighting system in the accordance with The ACCORD standard. Keep written records on-site.	Within 3 months



SI No.	Category	Findings	Required Action	Remediation Time Frame
28	Egress Lighting	Exit sign not provided at exits in all floors.	Lighted exit signs shall be placed at entrance to an exit. Additional exit signs shall be placed throughout the facility anywhere the continuation of the egress is not obvious. Lighted exit signs shall be provided with either battery backup or uninterruptable power supply systems and shall be continuously illuminated.	Within 3 months
				

