

FIRE SAFETY INSPECTION REPORT

PANDORA SWEATERS LTD
GILARCHA MASTERBARI, SREEPUR GAZIPUR

OTHER FACTORIES: NONE



ACCORD
on Fire and Building Safety in Bangladesh

The logo for ACCORD is a circular emblem. It features a red silhouette of the map of Bangladesh in the center. The words "Bangladesh Accord" are written in a circular path around the top half of the emblem, and "Foundation" is written around the bottom half.

April 28, 2014

SUMMARY

Pandora Sweaters Ltd was surveyed for fire safety on 4/28/2014 by Hughes Associates, Inc. This summary identifies the major deficiencies that were identified during the inspection.

The purpose of this survey was to identify significant fire safety issues and to provide recommendations for remediation based on applicable standards specified by the Accord. The scope of this initial fire safety inspection was limited to the review and identification of major fire safety issues. The inspection did not include identification of minor deficiencies, which will be further addressed as part of follow-up inspections.

Tables 1 - 3 summarizes the major fire safety issues identified during the inspection. Recommendations have been provided to address each issue.

An implementation schedule shall be developed by the factory to remediate each of the findings. The specific timing of improvements, including any requested extensions due to design / installation constraints, shall be submitted to the Accord for approval.

Table 1. Findings And Recommendations - Pandora Sweaters Ltd G+3 Building

No.	Category	Finding	Recommendation	Remediation Timeframe
F-1	Fire Rated Construction	Unprotected openings at fire barrier separation between buildings were located on the ground, 1st, 2nd and 3rd floors.	<p>Provide minimum 1.5-hr fire rated doors and seal all unprotected openings to separate the two buildings on all floor levels. Ensure that the fire doors are self-closing and positive latching and that they are provided with fire exit (panic) hardware where serving production floors.</p> <p>If fire doors are required to be held open for functional reasons, provide automatic-closing devices tied to the fire alarm system.</p>	Immediate






F-2	Fire Rated Construction	The exit stairs are not separated from work areas, on each floor by fire-rated construction.	<p>Provide minimum 1.5-hr fire rated doors and seal all unprotected openings to separate the exit stairs from work areas and other building spaces on all floor levels. Ensure that the fire doors are self-closing and positive latching and that they are provided with fire exit (panic) hardware where serving production floors.</p> <p>If fire doors are required to be held open for functional reasons, provide automatic-closing devices tied to the fire alarm system.</p>	Within 3 months
-----	-------------------------	--	--	-----------------



F-3	Fire Rated Construction	<p>The storage room is not separated by fire-rated construction (openings, non-rated doors, penetrations).</p> <p>Storage room is located in the 3rd floor.</p>	<p>Separate the storage room by a minimum 1-hr fire-rated construction. Seal and/or protected all openings to maintain the required fire separations.</p>	<p>Within 3 months</p>
-----	-------------------------	---	---	------------------------



F-4	Egress	Egress doors / gates with locking features are provided at most exit stairs, some stairs have sliding glass doors.	Remove locking features from all egress doors / gates. If locks are required for security reasons, utilize special door locking features complying with NFPA 101.	Immediate
-----	--------	--	--	-----------



F-5	Egress	<p>Exit capacity is not adequate for the occupant load.</p> <p>2nd floor has an exit capacity of 450 occupants and an occupant load of 465.</p>	<p>Reduce occupant load to not more than available exit capacity, 450 occupants.</p> <p>In the future provide an additional horizontal exit at Southwest corner of the floor to increase occupant load.</p>	Immediate
F-6	Egress	<p>Storage was located in the exit stair.</p> <p>Combustible material was storages at the bottom of the south stair.</p>	<p>Remove all storage from exit stairs and egress paths.</p>	Immediate



F-7	Egress	<p>Collapsible gates / sliding doors are provided at building exits, exit stairs, and exit discharge.</p> <p>Lockable sliding gates and sliding glass doors are located all along the means of the egress path of the building.</p>	<p>Replace all gates / sliding doors along the means of egress with side-hinged, swinging egress doors.</p> <p>If locks are required for security reasons, utilize special door locking features complying with NFPA 101.</p>	Within 1 month
-----	--------	---	---	----------------



F-8	Fire Protection	Inspection, testing, and maintenance for the fire alarm system was not in accordance with NFPA 72.	Inspect, test and maintain the fire alarm system, and keep written records on-site, in accordance with NFPA 72.	Within 3 months
-----	-----------------	--	---	-----------------



F-9	Egress Lighting	Inspection, testing, and maintenance records for the emergency lighting system were not available.	Inspect, test and maintain the emergency lighting system in accordance with The ACCORD standard. Keep written records on-site.	Within 3 months
-----	-----------------	--	--	-----------------




Table 2. Findings And Recommendations - Pandora Sweaters Ltd G+5 Building

No.	Category	Finding	Recommendation	Remediation Timeframe
F-1	Fire Rated Construction	The exit stairs are not separated from work areas, on each floor by fire-rated construction.	<p>Provide minimum 1.5-hr fire rated doors and seal all unprotected openings to separate the exit stairs from work areas and other building spaces on all floor levels. Ensure that the fire doors are self-closing and positive latching and that they are provided with fire exit (panic) hardware where serving production floors.</p> <p>If fire doors are required to be held open for functional reasons, provide automatic-closing devices tied to the fire alarm system.</p>	Within 3 months



F-2	Egress	<p>Egress doors / gates with locking features are provided at building exits, exit stairs, along egress routes, and at exit discharge.</p> <p>Lockable swing gates at all exit stairs, all gates were open and unlocked during the inspection.</p>	<p>Remove locking features from all egress doors / gates.</p> <p>If locks are required for security reasons, utilize special door locking features complying with NFPA 101.</p>	Immediate
-----	--------	--	---	-----------



F-3	Egress	<p>Exit stair discharge into adjacent building exit enclosure stair.</p> <p>Stair on the east side discharge at the 2nd floor into adjacent building without proper fire rated separation.</p>	<p>Provide 2-hr fire-rated exit passageway leading directly into exit enclosure.</p> <p>Provide minimum 1.5 fire rated doors and seal all unprotected openings to separate the two adjacent buildings.</p>	Immediate
-----	--------	--	--	-----------



F-4 Egress


Lockable sliding gates are provided at building exits, exit stairs, along egress routes and exit discharge.

Lockable swing gates at all exit stairs, all gates were open and unlocked during the inspection.

Replace all gates / sliding doors along the means of egress with side-hinged, swinging egress doors.

If locks are required for security reasons, utilize special door locking features complying with NFPA 101.

Within 1 month





F-5	Egress	Exit stair door serving 50 or more occupants does not swing in the direction of egress travel. 5th floor into West stair.	Modify the egress door to swing in the direction of egress travel.	Within 3 months
-----	--------	--	--	-----------------



F-6	Fire Protection	Inspection, testing, and maintenance for the fire alarm system was not in accordance with NFPA 72.	Inspect, test and maintain the fire alarm system, and keep written records on-site, in accordance with NFPA 72.	Within 3 months
-----	-----------------	--	---	-----------------

F-7	Egress Lighting	Inspection, testing, and maintenance records for the emergency lighting system were not available.	Inspect, test and maintain the emergency lighting system in accordance with The ACCORD standard. Keep written records on-site.	Within 3 months
-----	-----------------	--	--	-----------------



Table 3. Findings And Recommendations - Pandora Sweaters Ltd. Shed.

No.	Category	Finding	Recommendation	Remediation Timeframe
F-1	Egress	Collapsible gates / sliding doors are provided at building exits.	Replace all gates / sliding doors along the means of egress with side-hinged, swinging egress doors.	Within 1 month
		Lockable sliding gates and sliding glass doors thru out the building.	If locks are required for security reasons, utilize special door locking features complying with NFPA 101.	





F-2 Egress

The exits are not remotely located from each other such that a single fire event could compromise both exits, in the dining area.

Modify exit arrangement or provide an additional exit or provide sprinkler protection in accordance with NFPA 13.

Within 3 months



F-3	Fire Protection	Inspection, testing, and maintenance for the fire alarm system was not in accordance with NFPA 72.	Inspect, test and maintain the fire alarm system, and keep written records on-site, in accordance with NFPA 72.	Within 3 months
F-4	Egress Lighting	Inspection, testing, and maintenance records for the emergency lighting system were not available.	Inspect, test and maintain the emergency lighting system in accordance with The ACCORD standard. Keep written records on-site.	Within 3 months

